

Autodromo Int. do Algarve
TCR Europe
Free Practice - 1
Provisional Results



KUMHO TIRE
All-ways. Go with you

Autodromo do Algarve 4.653 m.

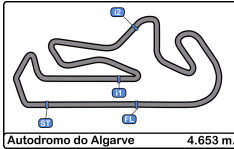
Clas	Nº	Driver	Nat	Cat	Clas	Team	Nat	Vehicle	Laps	Best	Time	Gap	Interval	Km/h
1	122	Frédéric Vervisch				Audi Sport Team Comtoyou		Audi RS 3 LMS II	12	4	1:51.449			150.3
2	179	Rob Huff				Audi Sport Team Comtoyou		Audi RS 3 LMS II	12	4	1:51.454	0.005	0.005	150.2
3	196	Mikel Azcona				BRC Hyundai N Squadra Corse		Hyundai Elantra N	10	3	1:51.701	0.252	0.247	149.9
4	129	Néstor Girolami				ALM Motorsport		Honda Civic Type R	11	10	1:51.797	0.348	0.096	149.8
5	34	Tom Coronel		D	1	Comtoyou Racing		Audi RS 3 LMS II	11	5	1:51.890	0.441	0.093	149.7
6	10	Viktor Andersson		R	1	MA:GP		Lynk & Co 03	5	4	1:52.235	0.786	0.345	149.2
7	105	Norbert Michelisz				BRC Hyundai N Squadra Corse		Hyundai Elantra N	12	6	1:52.251	0.802	0.016	149.2
8	112	Santiago Urrutia				Cyan Racing Lynk & Co		Lynk & Co 03 FL	9	7	1:52.330	0.881	0.079	149.1
9	27	John Filippi				Comtoyou Racing		Audi RS 3 LMS II	13	3	1:52.403	0.954	0.073	149.0
10	62	Dušan Borković		D	2	Target Competition		Hyundai Elantra N	14	6	1:52.521	1.072	0.118	148.8
11	168	Yann Ehrlacher				Cyan Racing Lynk & Co		Lynk & Co 03 FL	9	7	1:52.608	1.159	0.087	148.7
12	39	Lewis Brown		R	2	Volcano Motorsport		Audi RS 3 LMS II	12	6	1:52.669	1.220	0.061	148.6
13	71	Ben Bargwanna		R	3	Team Clairet Sport – Burson		Peugeot 308	14	12	1:52.839	1.390	0.170	148.4
14	23	Isaac Smith		R	4	Volcano Motorsport		Audi RS 3 LMS II	14	4	1:52.955	1.506	0.116	148.2
15	8	Nicola Baldan				Aggressive Team Italia		Hyundai Elantra N	13	4	1:53.022	1.573	0.067	148.2
16	11	Viktor Davidovski		D	3	Comtoyou Racing		Audi RS 3 LMS II	13	5	1:53.205	1.756	0.183	147.9
17	22	Kobe Pauwels		R	5	Comtoyou Racing		Audi RS 3 LMS II	11	10	1:53.551	2.102	0.346	147.5
18	111	Thed Björk				Cyan Racing Lynk & Co		Lynk & Co 03 FL	11	4	1:53.706	2.257	0.155	147.3
19	48	Mikael Karlsson		D	4	Aggressive Team Italia		Hyundai Elantra N	11	2	1:53.916	2.467	0.210	147.0
20	19	Felipe Fernández		D	5	RC2 Racing Team		Audi RS 3 LMS II	12	3	1:54.158	2.709	0.242	146.7
21	12	Rubén Fernández		D	6	RC2 Racing Team		Audi RS 3 LMS II	13	4	1:54.383	2.934	0.225	146.4

Published at:.....

Track Temp: **36.5 °C** Air Temp: **21.6 °C** Humidity: **44 %** Track Status: **DRY**

Race Director:

Timekeeper:



Autodromo Int. do Algarve

TCR Europe

Free Practice - 1

Provisional Results by Category



KUMHO TIRE
All-ways. Go with you

Clas	Nº	Driver	Nat	Cat	Clas	Team	Nat	Vehicle	Laps	Best	Time	Gap	Interval	Km/h
1	122	Frédéric Vervisch				Audi Sport Team Comtoyoyu		Audi RS 3 LMS II	12	4	1:51.449			150.3
2	179	Rob Huff				Audi Sport Team Comtoyoyu		Audi RS 3 LMS II	12	4	1:51.454	0.005	0.005	150.2
3	196	Mikel Azcona				BRC Hyundai N Squadra Corse		Hyundai Elantra N	10	3	1:51.701	0.252	0.247	149.9
4	129	Néstor Girolami				ALM Motorsport		Honda Civic Type R	11	10	1:51.797	0.348	0.096	149.8
5	105	Norbert Michelisz				BRC Hyundai N Squadra Corse		Hyundai Elantra N	12	6	1:52.251	0.802	0.454	149.2
6	112	Santiago Urrutia				Cyan Racing Lynk & Co		Lynk & Co 03 FL	9	7	1:52.330	0.881	0.079	149.1
7	27	John Filippi				Comtoyoyu Racing		Audi RS 3 LMS II	13	3	1:52.403	0.954	0.073	149.0
8	168	Yann Ehrlacher				Cyan Racing Lynk & Co		Lynk & Co 03 FL	9	7	1:52.608	1.159	0.205	148.7
9	8	Nicola Baldan				Aggressive Team Italia		Hyundai Elantra N	13	4	1:53.022	1.573	0.414	148.2
10	111	Thed Björk				Cyan Racing Lynk & Co		Lynk & Co 03 FL	11	4	1:53.706	2.257	0.684	147.3

D

Clas	Nº	Driver	Nat	Cat	Clas	Team	Nat	Vehicle	Laps	Best	Time	Gap	Interval	Km/h
1	34	Tom Coronel		D	1	Comtoyoyu Racing		Audi RS 3 LMS II	11	5	1:51.890			149.7
2	62	Dušan Borković		D	2	Target Competition		Hyundai Elantra N	14	6	1:52.521	0.631	0.631	148.8
3	11	Viktor Davidovski		D	3	Comtoyoyu Racing		Audi RS 3 LMS II	13	5	1:53.205	1.315	0.684	147.9
4	48	Mikael Karlsson		D	4	Aggressive Team Italia		Hyundai Elantra N	11	2	1:53.916	2.026	0.711	147.0
5	19	Felipe Fernández		D	5	RC2 Racing Team		Audi RS 3 LMS II	12	3	1:54.158	2.268	0.242	146.7
6	12	Rubén Fernández		D	6	RC2 Racing Team		Audi RS 3 LMS II	13	4	1:54.383	2.493	0.225	146.4

Rookie

Clas	Nº	Driver	Nat	Cat	Clas	Team	Nat	Vehicle	Laps	Best	Time	Gap	Interval	Km/h
1	10	Viktor Andersson		R	1	MA:GP		Lynk & Co 03	5	4	1:52.235			149.2
2	39	Lewis Brown		R	2	Volcano Motorsport		Audi RS 3 LMS II	12	6	1:52.669	0.434	0.434	148.6
3	71	Ben Bargwanna		R	3	Team Clairet Sport – Burson		Peugeot 308	14	12	1:52.839	0.604	0.170	148.4
4	23	Isaac Smith		R	4	Volcano Motorsport		Audi RS 3 LMS II	14	4	1:52.955	0.720	0.116	148.2
5	22	Kobe Pauwels		R	5	Comtoyoyu Racing		Audi RS 3 LMS II	11	10	1:53.551	1.316	0.596	147.5

Published at:.....

Track Temp: 36.5 °C Air Temp: 21.6 °C Humidity: 44 % Track Status: DRY

Race Director:

Timekeeper:



Autodromo Int. do Algarve
TCR Europe
Free Practice - 1
Lap Analysis



8 Nicola Baldan Hyundai Elantra N **12** Rubén Fernández Audi RS 3 LMS II
 Aggressive Team Italia D RC2 Racing Team

Lap	D	Time	Sector 1	Sector 2	Sector 3	T. Spd	Elapsed	Lap	D	Time	Sector 1	Sector 2	Sector 3	T. Spd	Elapsed
1		11:57:18.968	11:55:53.814	41.490	43.664		11:57:18.968	1		11:58:57.648 P	11:57:22.961	40.592	54.095		11:58:57.648
2		2:07.146 P	38.392	38.462	50.292	234.7	11:59:26.114	2		3:49.249	2:29.644	37.356	42.249		12:02:46.897
3		3:57.414	2:23.113	45.698	48.603		12:03:23.528	3		1:54.681	35.854	36.946	41.881		12:04:41.578
4		1:53.022	35.542	36.336	41.144	238.9	12:05:16.550	4		1:54.383	35.937	36.651	41.795		12:06:35.961
5		2:00.237	36.944	40.384	42.909	241.6	12:07:16.787	5		1:57.782	35.830	40.172	41.780		12:08:33.743
6		1:53.174	35.705	36.229	41.240	238.9	12:09:09.961	6		2:11.624 P	35.920	39.862	55.842		12:10:45.367
7		2:04.971 P	35.640	36.049	53.282	239.4	12:11:14.932	7		3:56.764	2:36.401	37.933	42.430		12:14:42.131
8		4:19.081	2:52.815	42.716	43.550		12:15:34.013	8		1:54.786	35.891	37.006	41.889		12:16:36.917
9		1:53.234	35.552	36.544	41.138	240.0	12:17:27.247	9		2:04.308 P	35.896	36.606	51.806		12:18:41.225
10		2:11.204 P	36.324	43.303	51.577	241.6	12:19:38.451	10		3:30.469	2:11.258	36.791	42.420		12:22:11.694
11		3:26.845	2:05.752	38.507	42.586		12:23:05.296	11		1:54.862	36.050	36.953	41.859		12:24:06.556
12		1:53.740	35.778	36.546	41.416	241.0	12:24:59.036	12		1:54.617	36.342	36.682	41.593		12:26:01.173
13		2:31.006 P	42.811	49.263	58.932	210.9	12:27:30.042	13		2:39.429 P	43.365	48.135	1:07.929		12:28:40.602

10 Viktor Andersson Lynk & Co 03 **19** Felipe Fernández Audi RS 3 LMS II
 Rookie MA:GP D RC2 Racing Team

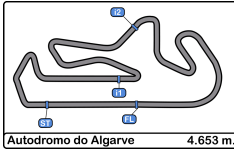
Lap	D	Time	Sector 1	Sector 2	Sector 3	T. Spd	Elapsed	Lap	D	Time	Sector 1	Sector 2	Sector 3	T. Spd	Elapsed
1		12:00:25.558 P	11:58:54.616	39.178	51.764		12:00:25.558	1		11:57:17.184 P	11:55:43.667	41.966	51.551		11:57:17.184
2		4:19.769	3:00.862	37.470	41.437		12:04:45.327	2		4:22.087	3:00.967	38.301	42.819		12:01:39.271
3		1:52.243	35.384	35.888	40.971	241.6	12:06:37.570	3		1:54.158	35.911	36.728	41.519		12:03:33.429
4		1:52.235	35.389	35.786	41.060	242.6	12:08:29.805	4		1:54.338	35.964	37.028	41.346		12:05:27.767
5		2:23.102 P	42.350	41.807	58.945	241.6	12:10:52.907	5		1:54.465	35.857	36.805	41.803		12:07:22.232
6								6		2:04.066 P		2:33.570	49.104		12:09:26.298
7								7		5:13.026	3:52.861	38.017	42.148		12:14:39.324
8								8		2:10.035 P	37.005		2:52.183		12:16:49.359
9								9		3:29.357	2:09.874	37.067	42.416		12:20:18.716
10								10		1:54.900	36.047	36.918	41.935		12:22:13.616
11								11		1:54.862	35.926	37.123	41.813		12:24:08.478
12								12		2:10.280 P	38.403	39.194	52.683		12:26:18.758

11 Viktor Davidovski Audi RS 3 LMS II
 D Comtoy Racing

Lap	D	Time	Sector 1	Sector 2	Sector 3	T. Spd	Elapsed
1		11:57:35.111 P	11:56:03.107	39.003	53.001		11:57:35.111
2		2:41.500 P	1:13.988	36.980	50.532		12:00:16.611
3		3:50.559	2:31.214	37.928	41.417		12:04:07.170
4		1:53.277	35.618	36.277	41.382	240.5	12:06:00.447
5		1:53.205	35.658	36.158	41.389	241.6	12:07:53.652
6		1:53.213	35.585	36.209	41.419	241.6	12:09:46.865
7		2:15.083 P	36.061	44.462	54.560	241.0	12:12:01.948
8		5:14.352	3:47.055	38.713	48.584		12:17:16.300
9		1:53.636	35.916	36.312	41.408	243.2	12:19:09.936
10		1:53.541	35.617	36.253	41.671	244.8	12:21:03.477
11		1:53.669	35.735	36.192	41.742	244.8	12:22:57.146
12		1:54.282	35.819	36.721	41.742	243.7	12:24:51.428
13		2:35.711 P	48.213	45.386	1:02.112	184.9	12:27:27.139

22 Kobe Pauwels Audi RS 3 LMS II
 Rookie Comtoy Racing

Lap	D	Time	Sector 1	Sector 2	Sector 3	T. Spd	Elapsed
1		11:58:52.817	11:57:26.929	40.760	45.128		11:58:52.817
2		2:12.441 P	40.123	40.973	51.345	198.5	12:01:05.258
3		3:50.543	2:24.012	38.307	48.224		12:04:55.801
4		1:54.117	35.977	36.591	41.549	237.3	12:06:49.918
5		1:53.609	35.760	36.213	41.636	236.8	12:08:43.527
6		2:04.294	38.780	43.710	41.804	236.8	12:10:47.821
7		2:01.242 P	35.865	36.117	49.260	238.4	12:12:49.063
8		6:04.131	4:32.995	45.815	45.321		12:18:53.194
9		1:54.032	35.664	36.349	42.019	241.0	12:20:47.226
10		1:53.551	35.696	36.295	41.560	240.0	12:22:40.777
11		1:53.791	35.853	36.441	41.497	238.9	12:24:34.568
12			35.915			240.0	



Autodromo Int. do Algarve
TCR Europe
Free Practice - 1
Lap Analysis



23 Isaac Smith Audi RS 3 LMS II **39** Lewis Brown Audi RS 3 LMS II
Rookie Volcano Motorsport Rookie Volcano Motorsport

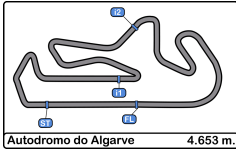
Lap	D	Time	Sector 1	Sector 2	Sector 3	T. Spd	Elapsed	Lap	D	Time	Sector 1	Sector 2	Sector 3	T. Spd	Elapsed
1		11:56:59.921	11:55:33.740	43.209	42.972		11:56:59.921	1		11:56:57.523	11:55:32.777	40.554	44.192		11:56:57.523
2		1:53.351	35.716	36.248	41.387	243.2	11:58:53.272	2		1:55.536	36.126	36.428	42.982	239.4	11:58:53.059
3		1:54.596	36.128	36.183	42.285	246.5	12:00:47.868	3		1:53.452	35.756	35.980	41.716	239.4	12:00:46.511
4		1:52.955	35.477	36.326	41.152	247.1	12:02:40.823	4		2:04.162 P	35.463	36.171	52.528		12:02:50.673
5		1:53.824	35.834	36.386	41.604	245.4	12:04:34.647	5		6:21.753	5:04.389	36.449	40.915		12:09:12.426
6		2:07.277 P	37.881	39.070	50.326	242.1	12:06:41.924	6		1:52.669	35.461	36.064	41.144		12:11:05.095
7		6:23.991	5:02.292	39.701	41.998		12:13:05.915	7		1:53.357	35.333	36.065	41.959		12:12:58.452
8		1:53.379	35.717	36.426	41.236	244.8	12:14:59.294	8		2:11.520 P	37.971	39.522	54.027	242.1	12:15:09.972
9		1:53.254	35.382	36.490	41.382	247.1	12:16:52.548	9		6:36.125	5:17.510	36.909	41.706		12:21:46.097
10		1:53.866	35.645	36.499	41.722	247.1	12:18:46.414	10		1:53.630	35.740	36.389	41.501	247.1	12:23:39.727
11		1:54.444	35.740	36.443	42.261	246.5	12:20:40.858	11		1:53.849	35.980	36.411	41.458	246.0	12:25:33.576
12		1:54.574	35.792	36.444	42.338	246.0	12:22:35.432	12		2:11.142 P	36.527	39.953	54.662		12:27:44.718
13		1:55.879	35.805	38.119	41.955	247.7	12:24:31.311								
14		2:22.794 P	38.141	48.847	55.806	229.7	12:26:54.105								

27 John Filippi Audi RS 3 LMS II **48** Mikael Karlsson Hyundai Elantra N
Comtoyoyou Racing D Aggressive Team Italia

Lap	D	Time	Sector 1	Sector 2	Sector 3	T. Spd	Elapsed	Lap	D	Time	Sector 1	Sector 2	Sector 3	T. Spd	Elapsed
1		11:58:03.396	11:56:40.175	39.319	43.902		11:58:03.396	1		11:57:34.764	11:56:14.918	38.163	41.683		11:57:34.764
2		1:53.212	36.095	36.101	41.016	242.1	11:59:56.608	2		1:53.916	35.921	36.461	41.534	237.3	11:59:28.680
3		1:52.403	35.534	35.947	40.922	244.3	12:01:49.011	3		1:54.045	35.956	36.457	41.632	242.1	12:01:22.725
4		1:52.854	35.631	35.957	41.266	244.8	12:03:41.865	4		2:15.840 P	35.848	39.343	1:00.649	241.0	12:03:38.565
5		1:52.714	35.539	35.881	41.294	244.8	12:05:34.579	5		3:51.383	2:32.693	36.938	41.752		12:07:29.948
6		2:03.725 P	35.721	36.214	51.790	244.8	12:07:38.304	6		1:55.463	36.951	36.744	41.768	238.4	12:09:25.411
7		7:25.272	6:06.525	37.443	41.304		12:15:03.576	7		1:54.294	35.897	36.635	41.762	238.9	12:11:19.705
8		1:52.417	35.392	35.977	41.048	244.8	12:16:55.993	8		2:03.235 P	35.983	36.528	50.724	239.4	12:13:22.940
9		1:52.775	35.442	36.038	41.295	247.1	12:18:48.768	9		3:32.673	2:14.046	37.009	41.618		12:16:55.613
10		1:53.393	35.766	36.147	41.480	247.7	12:20:42.161	10		1:55.774	36.818	36.735	42.221	234.2	12:18:51.387
11		1:53.716	35.678	36.233	41.805	246.5	12:22:35.877	11		2:05.077 P	36.536	36.838	51.703	242.1	12:20:56.464
12		1:54.050	35.818	36.607	41.625	249.4	12:24:29.927								
13		2:17.262 P	39.063	39.512	58.687	211.7	12:26:47.189								

34 Tom Coronel Audi RS 3 LMS II **62** Dušan Borković Hyundai Elantra N
D Target Competition

Lap	D	Time	Sector 1	Sector 2	Sector 3	T. Spd	Elapsed	Lap	D	Time	Sector 1	Sector 2	Sector 3	T. Spd	Elapsed
1		11:58:23.660	11:56:57.163	40.789	45.708		11:58:23.660	1		11:57:17.718	11:55:52.900	41.141	43.677		11:57:17.718
2		2:11.619 P	38.171	39.935	53.513	235.8	12:00:35.279	2		2:04.134	39.940	41.559	42.635	238.9	11:59:21.852
3		4:11.846	2:45.650	41.012	45.184		12:04:47.125	3		1:53.212	35.726	36.271	41.215	240.0	12:01:15.064
4		1:51.982	35.023	35.789	41.170	247.1	12:06:39.107	4		2:22.075 P	35.378	46.886	59.811	241.0	12:03:37.139
5		1:51.890	35.084	35.832	40.974	246.5	12:08:30.997	5		4:23.482	2:55.590	44.056	43.836		12:08:00.621
6		2:18.810 P	37.659	42.735	58.416	246.5	12:10:49.807	6		1:52.521	35.376	36.215	40.930	238.9	12:09:53.142
7		7:04.061	5:36.775	43.576	43.710		12:17:53.868	7		1:55.652	35.404	36.284	43.964	240.5	12:11:48.794
8		1:52.326	35.313	35.795	41.218	248.2	12:19:46.194	8		2:03.093	40.260	39.968	42.865	238.9	12:13:51.887
9		2:21.411	43.339	48.601	49.471	243.7	12:22:07.605	9		1:53.472	35.651	36.410	41.411	240.5	12:15:45.359
10		1:52.898	35.564	36.066	41.268	247.7	12:24:00.503	10		2:04.846 P	35.649	36.652	52.545	241.6	12:17:50.205
11		2:40.640 P	45.018	47.716	1:07.906	203.0	12:26:41.143	11		4:15.714	2:52.522	40.410	42.782		12:22:05.919
								12		1:53.549	35.919	36.352	41.278	240.5	12:23:59.468
								13		1:53.895	35.728	36.599	41.568	241.6	12:25:53.363
								14		2:22.027 P	44.275	40.741	57.011	186.2	12:28:15.390



Autodromo Int. do Algarve
TCR Europe
Free Practice - 1
Lap Analysis



71 Ben Bargwanna Peugeot 308 **112** Santiago Urrutia Lynk & Co 03 FL
Rookie Team Claiert Sport – Burson Auto Cyan Racing Lynk & Co

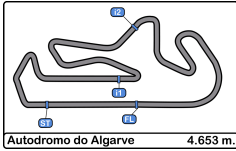
Lap D	Time	Sector 1	Sector 2	Sector 3	T. Spd	Elapsed	Lap D	Time	Sector 1	Sector 2	Sector 3	T. Spd	Elapsed
1	11:56:57.916	11:55:26.952	43.659	47.305		11:56:57.916	1	11:58:30.974 P	11:56:58.059	40.799	52.116		11:58:30.974
2	2:13.007	42.839	41.841	48.327	131.8	11:59:10.923	2	3:25.965	2:06.866	37.352	41.747		12:01:56.939
3	2:09.978	39.898	41.001	49.079	198.5	12:01:20.901	3	1:52.505	35.281	35.874	41.350	242.6	12:03:49.444
4	2:07.880	41.257	39.601	47.022	160.9	12:03:28.781	4	1:52.703	35.240	35.667	41.796	244.3	12:05:42.147
5	2:14.828 P	38.279	42.659	53.890	220.8	12:05:43.609	5	2:05.730 P	37.486	38.182	50.062	226.8	12:07:47.877
6	4:27.806	3:06.137	38.533	43.136		12:10:11.415	6	10:04.198	8:45.413	37.472	41.313		12:17:52.075
7	1:53.992	36.031	36.466	41.495	239.4	12:12:05.407	7	1:52.330	35.396	35.783	41.151	242.1	12:19:44.405
8	1:53.007	35.440	36.278	41.289	242.6	12:13:58.414	8	1:53.510	35.618	36.148	41.744	241.0	12:21:37.915
9	2:00.667 P	35.410	36.230	49.027	244.8	12:15:59.081	9	2:07.247 P	37.881	37.492	51.874	218.6	12:23:45.162
10	3:49.665	2:21.994	38.468	49.203		12:19:48.746	122 Frédéric Vervisch Audi RS 3 LMS II						
11	1:54.501	36.449	36.424	41.628	242.1	12:21:43.247	Audi Sport Team Comtoyout						
12	1:52.839	35.360	36.198	41.281	244.3	12:23:36.086	Lap D	Time	Sector 1	Sector 2	Sector 3	T. Spd	Elapsed
13	1:52.891	35.358	36.205	41.328	244.8	12:25:28.977	1	11:59:01.414 P	11:57:28.135	40.341	52.938		11:59:01.414
14	2:12.175 P	35.660	39.092	57.423	244.8	12:27:41.152	2	4:18.586	2:44.978	45.589	48.019		12:03:20.000

105 Norbert Michelisz Hyundai Elantra N
BRC Hyundai N Squadra Corse

Lap D	Time	Sector 1	Sector 2	Sector 3	T. Spd	Elapsed	Lap D	Time	Sector 1	Sector 2	Sector 3	T. Spd	Elapsed
1	11:57:51.004 P	11:56:18.610	39.296	53.098		11:57:51.004	3	1:51.504	35.172	35.551	40.781	242.6	12:05:11.504
2	3:42.897	2:24.376	37.457	41.064		12:01:33.901	4	1:51.449	35.121	35.399	40.929	244.8	12:07:02.953
3	1:52.471	35.275	35.840	41.356	239.4	12:03:26.372	5	1:51.905	35.260	35.625	41.020	244.8	12:08:54.858
4	2:05.802 P	36.568	37.330	51.904	232.7	12:05:32.174	6	1:51.874	35.142	35.743	40.989	244.8	12:10:46.732
5	4:30.059	3:12.287	37.123	40.649		12:10:02.233	7	1:52.212	35.328	35.673	41.211	244.3	12:12:38.944
6	1:52.251	35.554	35.833	40.864	237.8	12:11:54.484	8	1:52.615	35.326	36.063	41.226	246.0	12:14:31.559
7	2:03.728 P	35.679	36.942	51.107	238.4	12:13:58.212	9	1:52.422	35.328	35.947	41.147	247.7	12:16:23.981
8	4:58.886	3:27.960	44.517	46.409		12:18:57.098	10	1:52.580	35.359	36.030	41.191	245.4	12:18:16.561
9	1:56.666	35.714	38.800	42.152	240.0	12:20:53.764	11	1:59.599 P	35.487	36.087	48.025	246.5	12:20:16.160
10	1:53.825	35.740	36.550	41.535	241.0	12:22:47.589	12	4:12.878 P	2:36.891	40.194	55.793		12:24:29.038
11	1:52.606	35.606	35.982	41.018	241.0	12:24:40.195	129 Néstor Girolami Honda Civic Type R FL5						
12	2:17.834 P	37.892	42.252	57.690	220.8	12:26:58.029	ALM Motorsport						

111 Thed Björk Lynk & Co 03 FL
Cyan Racing Lynk & Co

Lap D	Time	Sector 1	Sector 2	Sector 3	T. Spd	Elapsed	Lap D	Time	Sector 1	Sector 2	Sector 3	T. Spd	Elapsed
1	11:57:26.813 P	11:55:55.255	40.702	50.856		11:57:26.813	1	11:57:15.455	11:55:47.761	41.934	45.760		11:57:15.455
2	3:37.316	2:19.339	36.918	41.059		12:01:04.129	2	2:09.770	43.553	41.083	45.134	218.1	11:59:25.225
3	1:54.132	35.250	37.922	40.960	239.4	12:02:58.261	3	2:07.432	41.982	40.127	45.323	225.0	12:01:32.657
4	1:53.706	35.370	35.898	42.438	240.5	12:04:51.967	4	2:14.755 P	38.840	40.262	55.653	237.3	12:03:47.412
5	2:14.271 P	40.269	39.594	54.408	218.6	12:07:06.238	5	8:37.585	7:09.107	41.608	46.870		12:12:24.997
6	6:21.187	5:03.125	37.210	40.852		12:13:27.425	6	2:05.062	39.701	40.328	45.033	223.6	12:14:30.059
7	1:53.888	35.388	36.100	42.400	240.0	12:15:21.313	7	2:10.737 P	38.871	39.526	52.340	240.0	12:16:40.796
8	1:54.033	35.440	36.014	42.579	241.0	12:17:15.346	8	4:19.826	2:58.365	39.194	42.267		12:21:00.622
9	2:10.409 P	41.313	38.174	50.922	176.7	12:19:25.755	9	1:51.863	35.314	35.709	40.840	245.4	12:22:52.485
10	5:00.478	3:40.226	38.617	41.635		12:24:26.233	10	1:51.797	35.199	35.735	40.863	246.5	12:24:44.282
11	2:18.065 P	40.054	39.659	58.352	217.3	12:26:44.298	11	2:22.460 P	39.833	40.376	1:02.251	219.5	12:27:06.742



Autodromo Int. do Algarve
TCR Europe
Free Practice - 1
Lap Analysis



168

Yann Ehrlacher

Lynk & Co 03 FL

Cyan Racing Lynk & Co

Lap	D	Time	Sector 1	Sector 2	Sector 3	T. Spd	Elapsed
1		11:57:29.851 P	11:56:02.602	38.221	49.028		11:57:29.851
2		4:25.141	3:00.152	40.104	44.885		12:01:54.992
3		1:52.945	35.001	35.533	42.411	240.5	12:03:47.937
4		1:52.744	35.137	35.550	42.057	240.5	12:05:40.681
5		2:07.969 P	37.997	38.301	51.671	216.4	12:07:48.650
6		7:21.504	6:01.093	38.070	42.341		12:15:10.154
7		1:52.608	35.298	35.752	41.558	240.0	12:17:02.762
8		1:53.397	35.928	35.973	41.496	229.2	12:18:56.159
9		2:03.422 P	37.083	36.491	49.848	222.2	12:20:59.581

179

Rob Huff

Audi RS 3 LMS II

Audi Sport Team Comtoyoyou

Lap	D	Time	Sector 1	Sector 2	Sector 3	T. Spd	Elapsed
1		11:58:47.654 P	11:57:17.033	39.613	51.008		11:58:47.654
2		4:34.388	3:00.469	45.900	48.019		12:03:22.042
3		1:51.861	35.286	35.536	41.039	244.3	12:05:13.903
4		1:51.454	35.050	35.644	40.760	245.4	12:07:05.357
5		1:51.768	35.136	35.674	40.958	246.0	12:08:57.125
6		1:52.116	35.088	35.857	41.171	246.5	12:10:49.241
7		1:52.631	35.340	35.841	41.450	246.5	12:12:41.872
8		1:52.782	35.352	36.163	41.267	244.8	12:14:34.654
9		1:52.678	35.269	36.002	41.407	247.1	12:16:27.332
10		1:52.697	35.306	36.103	41.288	246.0	12:18:20.029
11		2:02.152 P	36.136	36.720	49.296	247.7	12:20:22.181
12		5:26.749 P	4:00.065	36.486	50.198		12:25:48.930

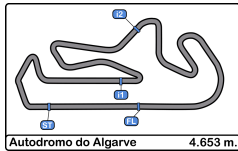
196

Mikel Azcona

Hyundai Elantra N

BRC Hyundai N Squadra Corse

Lap	D	Time	Sector 1	Sector 2	Sector 3	T. Spd	Elapsed
1		11:57:55.013 P	11:56:22.538	39.578	52.897		11:57:55.013
2		3:57.740	2:40.001	36.792	40.947		12:01:52.753
3		1:51.701	34.957	35.273	41.471	241.0	12:03:44.454
4		1:53.989	37.516	35.691	40.782	203.0	12:05:38.443
5		2:08.479 P	36.991	38.553	52.935	241.6	12:07:46.922
6		4:47.696	3:28.277	37.502	41.917		12:12:34.618
7		2:00.062 P	35.369	35.751	48.942	238.9	12:14:34.680
8		7:57.192	6:39.170	36.806	41.216		12:22:31.872
9		1:53.211	35.450	36.320	41.441	241.0	12:24:25.083
10		2:18.567 P	39.394	40.472	58.701	201.8	12:26:43.650



Autodromo Int. do Algarve

TCR Europe

Free Practice - 1

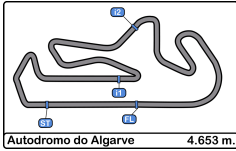
Best Sectors Results



KUMHO TIRE
All-ways. Go with you

Autodromo do Algarve 4.653 m.

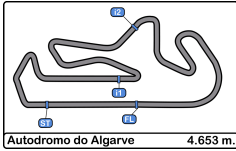
Sector - 1				Sector - 2				Sector - 3				Ideal Lap vs Best Lap			
Clas	Nº	Driver	Time	Nº	Driver	Time	Nº	Driver	Time	Clas	Nº	Driver	Ideal Lap	Best Lap	Clas
1	19	Mikel Azcona	34.957	196	Mikel Azcona	35.273	105	Norbert Michelisz	40.649	1	196	Mikel Azcona	1:51.012	1:51.701	3
2	16	Yann Ehrlacher	35.001	122	Frédéric Vervisch	35.399	179	Rob Huff	40.760	2	122	Frédéric Vervisch	1:51.301	1:51.449	1
3	34	Tom Coronel	35.023	168	Yann Ehrlacher	35.533	122	Frédéric Vervisch	40.781	3	179	Rob Huff	1:51.346	1:51.454	2
4	17	Rob Huff	35.050	179	Rob Huff	35.536	196	Mikel Azcona	40.782	4	129	Néstor Girolami	1:51.748	1:51.797	4
5	12	Frédéric Vervisch	35.121	112	Santiago Urrutia	35.667	129	Néstor Girolami	40.840	5	105	Norbert Michelisz	1:51.757	1:52.251	7
6	12	Néstor Girolami	35.199	129	Néstor Girolami	35.709	111	Thed Björk	40.852	6	34	Tom Coronel	1:51.786	1:51.890	5
7	11	Santiago Urrutia	35.240	10	Viktor Andersson	35.786	39	Lewis Brown	40.915	7	111	Thed Björk	1:52.000	1:53.706	18
8	11	Thed Björk	35.250	34	Tom Coronel	35.789	27	John Filippi	40.922	8	168	Yann Ehrlacher	1:52.030	1:52.608	11
9	10	Norbert Michelisz	35.275	105	Norbert Michelisz	35.833	62	Dušan Borković	40.930	9	112	Santiago Urrutia	1:52.058	1:52.330	8
10	39	Lewis Brown	35.333	27	John Filippi	35.881	10	Viktor Andersson	40.971	10	10	Viktor Andersson	1:52.141	1:52.235	6
11	71	Ben Bargwanna	35.358	111	Thed Björk	35.898	34	Tom Coronel	40.974	11	27	John Filippi	1:52.195	1:52.403	9
12	62	Dušan Borković	35.376	39	Lewis Brown	35.980	8	Nicola Baldan	41.138	12	39	Lewis Brown	1:52.228	1:52.669	12
13	23	Isaac Smith	35.382	8	Nicola Baldan	36.049	112	Santiago Urrutia	41.151	13	62	Dušan Borković	1:52.521	1:52.521	10
14	10	Viktor Andersson	35.384	22	Kobe Pauwels	36.117	23	Isaac Smith	41.152	14	23	Isaac Smith	1:52.717	1:52.955	14
15	27	John Filippi	35.392	11	Viktor Davidovski	36.158	71	Ben Bargwanna	41.281	15	8	Nicola Baldan	1:52.729	1:53.022	15
16	8	Nicola Baldan	35.542	23	Isaac Smith	36.183	19	Felipe Fernández	41.346	16	71	Ben Bargwanna	1:52.837	1:52.839	13
17	11	Viktor Davidovski	35.585	71	Ben Bargwanna	36.198	11	Viktor Davidovski	41.382	17	11	Viktor Davidovski	1:53.125	1:53.205	16
18	22	Kobe Pauwels	35.664	62	Dušan Borković	36.215	168	Yann Ehrlacher	41.496	18	22	Kobe Pauwels	1:53.278	1:53.551	17
19	12	Rubén Fernández	35.830	48	Mikael Karlsson	36.457	22	Kobe Pauwels	41.497	19	48	Mikael Karlsson	1:53.839	1:53.916	19
20	48	Mikael Karlsson	35.848	12	Rubén Fernández	36.606	48	Mikael Karlsson	41.534	20	19	Felipe Fernández	1:53.931	1:54.158	20
21	19	Felipe Fernández	35.857	19	Felipe Fernández	36.728	12	Rubén Fernández	41.593	21	12	Rubén Fernández	1:54.029	1:54.383	21



Autodromo Int. do Algarve
TCR Europe
Free Practice - 1
Best 5 Lap Times



Cls	Nº	Driver	Nat	Cat	Cls	Team	Nat	Vehicle	Best 1		Best 2		Best 3		Best 4		Best 5	
									Time	Lap	Time	Lap	Time	Lap	Time	Lap	Time	Lap
1	122	Frédéric Vervisch				Audi Sport Team		Audi RS 3 LMS II	1:51.449	4	1:51.504	3	1:51.874	6	1:51.905	5	1:52.212	7
2	179	Rob Huff				Audi Sport Team		Audi RS 3 LMS II	1:51.454	4	1:51.768	5	1:51.861	3	1:52.116	6	1:52.631	7
3	196	Mikel Azcona				BRC Hyundai N Squadra		Hyundai Elantra N	1:51.701	3	1:53.211	9	1:53.989	4	2:00.062	7	2:08.479	5
4	129	Néstor Girolami				ALM Motorsport		Honda Civic Type R	1:51.797	10	1:51.863	9	2:05.062	6	2:07.432	3	2:09.770	2
5	34	Tom Coronel		D	1	Comtoyout Racing		Audi RS 3 LMS II	1:51.890	5	1:51.982	4	1:52.326	8	1:52.898	10	2:11.619	2
6	10	Viktor Andersson		R	1	MA:GP		Lynk & Co 03	1:52.235	4	1:52.243	3	2:23.102	5	4:19.769	2		
7	105	Norbert Michelisz				BRC Hyundai N Squadra		Hyundai Elantra N	1:52.251	6	1:52.471	3	1:52.606	11	1:53.825	10	1:56.666	9
8	112	Santiago Urrutia				Cyan Racing Lynk & Co		Lynk & Co 03 FL	1:52.330	7	1:52.505	3	1:52.703	4	1:53.510	8	2:05.730	5
9	27	John Filippi				Comtoyout Racing		Audi RS 3 LMS II	1:52.403	3	1:52.417	8	1:52.714	5	1:52.775	9	1:52.854	4
10	62	Dušan Borković		D	2	Target Competition		Hyundai Elantra N	1:52.521	6	1:53.212	3	1:53.472	9	1:53.549	12	1:53.895	13
11	168	Yann Ehrlacher				Cyan Racing Lynk & Co		Lynk & Co 03 FL	1:52.608	7	1:52.744	4	1:52.945	3	1:53.397	8	2:03.422	9
12	39	Lewis Brown		R	2	Volcano Motorsport		Audi RS 3 LMS II	1:52.669	6	1:53.357	7	1:53.452	3	1:53.630	10	1:53.849	11
13	71	Ben Bargwanna		R	3	Team Clairet Sport – Burson		Peugeot 308	1:52.839	12	1:52.891	13	1:53.007	8	1:53.992	7	1:54.501	11
14	23	Isaac Smith		R	4	Volcano Motorsport		Audi RS 3 LMS II	1:52.955	4	1:53.254	9	1:53.351	2	1:53.379	8	1:53.824	5
15	8	Nicola Baldan				Aggressive Team Italia		Hyundai Elantra N	1:53.022	4	1:53.174	6	1:53.234	9	1:53.740	12	2:00.237	5
16	11	Viktor Davidovski		D	3	Comtoyout Racing		Audi RS 3 LMS II	1:53.205	5	1:53.213	6	1:53.277	4	1:53.541	10	1:53.636	9
17	22	Kobe Pauwels		R	5	Comtoyout Racing		Audi RS 3 LMS II	1:53.551	10	1:53.609	5	1:53.791	11	1:54.032	9	1:54.117	4
18	111	Theo Björk				Cyan Racing Lynk & Co		Lynk & Co 03 FL	1:53.706	4	1:53.888	7	1:54.033	8	1:54.132	3	2:10.409	9
19	48	Mikael Karlsson		D	4	Aggressive Team Italia		Hyundai Elantra N	1:53.916	2	1:54.045	3	1:54.294	7	1:55.463	6	1:55.774	10
20	19	Felipe Fernández		D	5	RC2 Racing Team		Audi RS 3 LMS II	1:54.158	3	1:54.338	4	1:54.465	5	1:54.862	11	1:54.900	10
21	12	Rubén Fernández		D	6	RC2 Racing Team		Audi RS 3 LMS II	1:54.383	4	1:54.617	12	1:54.681	3	1:54.786	8	1:54.862	11

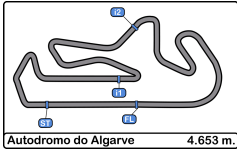


Autodromo Int. do Algarve
TCR Europe
Free Practice - 1
Best 5 Top Speeds



Autodromo do Algarve 4.653 m.

Clas	Nº	Driver	Nat	Cat	Cls	Team	Nat	Vehicle	Top 1		Top 2		Top 3		Top 4		Top 5		Avg
									Km/h	Lap	Km/h	Lap	Km/h	Lap	Km/h	Lap	Km/h	Lap	
1	27	John Filippi				Comtoyout Racing		Audi RS 3 LMS II	249.4	12	247.7	10	247.1	9	246.5	11	244.8	4	247.1
2	34	Tom Coronel		D	1	Comtoyout Racing		Audi RS 3 LMS II	248.2	8	247.7	10	247.1	4	246.5	5	246.5	6	247.2
3	23	Isaac Smith		R	1	Volcano Motorsport		Audi RS 3 LMS II	247.7	13	247.1	4	247.1	9	247.1	10	246.5	3	247.1
4	122	Frédéric Vervisch				Audi Sport Team Comtoyout		Audi RS 3 LMS II	247.7	9	246.5	11	246.0	8	245.4	10	244.8	4	246.1
5	179	Rob Huff				Audi Sport Team Comtoyout		Audi RS 3 LMS II	247.7	11	247.1	9	246.5	6	246.5	7	246.0	5	246.8
6	39	Lewis Brown		R	2	Volcano Motorsport		Audi RS 3 LMS II	247.1	10	246.0	11	242.1	8	239.4	2	239.4	3	242.8
7	129	Néstor Girolami				ALM Motorsport		Honda Civic Type R	246.5	10	245.4	9	240.0	7	237.3	4	225.0	3	238.8
8	11	Viktor Davidovski		D	2	Comtoyout Racing		Audi RS 3 LMS II	244.8	10	244.8	11	243.7	12	243.2	9	241.6	5	243.6
9	71	Ben Bargwanna		R	3	Team Clairet Sport – Burson		Peugeot 308	244.8	9	244.8	13	244.8	14	244.3	12	242.6	8	244.3
10	112	Santiago Urrutia				Cyan Racing Lynk & Co		Lynk & Co 03 FL	244.3	4	242.6	3	242.1	7	241.0	8	226.8	5	239.4
11	10	Viktor Andersson		R	4	MA:GP		Lynk & Co 03	242.6	4	241.6	3	241.6	5					241.9
12	48	Mikael Karlsson		D	3	Aggressive Team Italia		Hyundai Elantra N	242.1	3	242.1	11	241.0	4	239.4	8	238.9	7	240.7
13	8	Nicola Baldan				Aggressive Team Italia		Hyundai Elantra N	241.6	5	241.6	10	241.0	12	240.0	9	239.4	7	240.7
14	62	Dušan Borković		D	4	Target Competition		Hyundai Elantra N	241.6	10	241.6	13	241.0	4	240.5	7	240.5	9	241.0
15	196	Mikel Azcona				BRC Hyundai N Squadra Corse		Hyundai Elantra N	241.6	5	241.0	3	241.0	9	238.9	7	203.0	4	233.1
16	22	Kobe Pauwels		R	5	Comtoyout Racing		Audi RS 3 LMS II	241.0	9	240.0	10	240.0	12	238.9	11	238.4	7	239.6
17	105	Norbert Michelisz				BRC Hyundai N Squadra Corse		Hyundai Elantra N	241.0	10	241.0	11	240.0	9	239.4	3	238.4	7	240.0
18	111	Thed Björk				Cyan Racing Lynk & Co		Lynk & Co 03 FL	241.0	8	240.5	4	240.0	7	239.4	3	218.6	5	235.9
19	168	Yann Ehrlacher				Cyan Racing Lynk & Co		Lynk & Co 03 FL	240.5	3	240.5	4	240.0	7	229.2	8	222.2	9	234.5



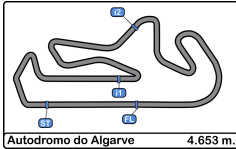
Autodromo Int. do Algarve
TCR Europe
Free Practice - 1
Fastest Laps Sequence



KUMHOTIRE
All-ways. Go with you

Autodromo do Algarve 4.653 m.

Lap	Time of Day	Session Time	Nº Driver	Nat	Cat	Team	Nat	Vehicle	Time	Km/h
2	11:58:53.059	4:53.059	39 Lewis Brown		R	Volcano Motorsport		Audi RS 3 LMS II	1:55.536	144.9
2	11:58:53.272	4:53.272	23 Isaac Smith		R	Volcano Motorsport		Audi RS 3 LMS II	1:53.351	147.7
2	11:59:56.608	5:56.608	27 John Filippi			Comtoy Racing		Audi RS 3 LMS II	1:53.212	147.9
3	12:01:49.011	7:49.011	27 John Filippi			Comtoy Racing		Audi RS 3 LMS II	1:52.403	149.0
3	12:03:44.454	9:44.454	196 Mikel Azcona			BRC Hyundai N Squadra Corse		Hyundai Elantra N	1:51.701	149.9
3	12:05:11.504	11:11.504	122 Frédéric Vervisch			Audi Sport Team Comtoy		Audi RS 3 LMS II	1:51.504	150.2
4	12:07:02.953	13:02.953	122 Frédéric Vervisch			Audi Sport Team Comtoy		Audi RS 3 LMS II	1:51.449	150.3

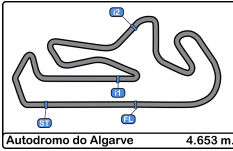


Autodromo Int. do Algarve
TCR Europe
Free Practice - 1
Event Best Maximum Speed



Autodromo do Algarve 4.653 m.

Nº	Driver	Nat	Cat	Clas	Team	Nat	Vehicle	Km/h	Session
34	Tom Coronel		D	1	Comtoyou Racing		Audi RS 3 LMS II	250.5	Private test - 2
23	Isaac Smith		R	1	Volcano Motorsport		Audi RS 3 LMS II	250.5	Private test - 2
39	Lewis Brown		R	2	Volcano Motorsport		Audi RS 3 LMS II	249.4	Private test - 1
27	John Filippi				Comtoyou Racing		Audi RS 3 LMS II	249.4	Free Practice - 1
122	Frédéric Vervisch				Audi Sport Team Comtoyou		Audi RS 3 LMS II	248.8	Private test - 1
179	Rob Huff				Audi Sport Team Comtoyou		Audi RS 3 LMS II	248.8	Private test - 2
129	Néstor Girolami				ALM Motorsport		Honda Civic Type R	248.2	Private test - 2
71	Ben Bargwanna		R	3	Team Clairet Sport – Burson		Peugeot 308	248.2	Private test - 2
22	Kobe Pauwels		R	4	Comtoyou Racing		Audi RS 3 LMS II	247.7	Private test - 2
12	Rubén Fernández		D	2	RC2 Racing Team		Audi RS 3 LMS II	247.1	Private test - 2
19	Felipe Fernández		D	3	RC2 Racing Team		Audi RS 3 LMS II	247.1	Private test - 2
111	Theo Björk				Cyan Racing Lynk & Co		Lynk & Co 03 FL	246.0	Private test - 2
10	Viktor Andersson		R	5	MA:GP		Lynk & Co 03	245.4	Private test - 1
62	Dušan Borković		D	4	Target Competition		Hyundai Elantra N	245.4	Private test - 2
41	Pepe Oriola				RC2 Racing Team		Audi RS 3 LMS II	245.4	Private test - 2
11	Viktor Davidovski		D	5	Comtoyou Racing		Audi RS 3 LMS II	244.8	Free Practice - 1
168	Yann Ehrlacher				Cyan Racing Lynk & Co		Lynk & Co 03 FL	244.3	Private test - 2
155	Ma Qing Hua				Cyan Racing Lynk & Co		Lynk & Co 03 FL	244.3	Private test - 2
8	Nicola Baldan				Aggressive Team Italia		Hyundai Elantra N	244.3	Private test - 2
112	Santiago Urrutia				Cyan Racing Lynk & Co		Lynk & Co 03 FL	244.3	Free Practice - 1
48	Mikael Karlsson		D	6	Aggressive Team Italia		Hyundai Elantra N	243.2	Private test - 2
196	Mikel Azcona				BRC Hyundai N Squadra Corse		Hyundai Elantra N	243.2	Private test - 2
105	Norbert Michelisz				BRC Hyundai N Squadra Corse		Hyundai Elantra N	243.2	Private test - 2



Autodromo Int. do Algarve
TCR Europe
Free Practice - 1
Pit Stop Analysis



KUMHO TIRE
All-ways. Go with you

8 Nicola Baldan Hyundai Elantra N
Aggressive Team Italia

N°	In Day Time	In Time	Out Time	Pit Time	T. Pit Time	Handicap	Diff.
1	11:59:21.990	11:59:21.990	12:01:10.042	1:48.052	1:48.052		
2	12:11:10.719	12:11:10.719	12:13:30.875	2:20.156	4:08.208		
3	12:19:34.349	12:19:34.349	12:21:05.441	1:31.092	5:39.300		

10 Viktor Andersson Lynk & Co 03
Rookie MA:GP

N°	In Day Time	In Time	Out Time	Pit Time	T. Pit Time	Handicap	Diff.
1	12:00:21.430	12:00:21.430	12:02:46.478	2:25.048	2:25.048		

11 Viktor Davidovski Audi RS 3 LMS II
D Comtoyout Racing

N°	In Day Time	In Time	Out Time	Pit Time	T. Pit Time	Handicap	Diff.
1	11:57:30.725	11:57:30.725	11:58:13.321	42.596	42.596		
2	12:00:12.534	12:00:12.534	12:02:11.704	1:59.170	2:41.766		
3	12:11:57.912	12:11:57.912	12:15:09.767	3:11.855	5:53.621		

12 Rubén Fernández Audi RS 3 LMS II
D RC2 Racing Team

N°	In Day Time	In Time	Out Time	Pit Time	T. Pit Time	Handicap	Diff.
1	12:18:36.933	12:18:36.933	12:20:17.322	1:40.389	1:40.389		

22 Kobe Pauwels Audi RS 3 LMS II
Rookie Comtoyout Racing

N°	In Day Time	In Time	Out Time	Pit Time	T. Pit Time	Handicap	Diff.
1	12:01:01.128	12:01:01.128	12:02:50.314	1:49.186	1:49.186		
2	12:12:44.982	12:12:44.982	12:16:43.234	3:58.252	5:47.438		

23 Isaac Smith Audi RS 3 LMS II
Rookie Volcano Motorsport

N°	In Day Time	In Time	Out Time	Pit Time	T. Pit Time	Handicap	Diff.
1	12:06:37.299	12:06:37.299	12:11:05.509	4:28.210	4:28.210		

27 John Filippi Audi RS 3 LMS II
Comtoyout Racing

N°	In Day Time	In Time	Out Time	Pit Time	T. Pit Time	Handicap	Diff.
1	12:07:33.761	12:07:33.761	12:12:52.709	5:18.948	5:18.948		

34 Tom Coronel Audi RS 3 LMS II
D Comtoyout Racing

N°	In Day Time	In Time	Out Time	Pit Time	T. Pit Time	Handicap	Diff.
1	12:00:31.132	12:00:31.132	12:02:41.289	2:10.157	2:10.157		
2	12:10:44.818	12:10:44.818	12:15:33.424	4:48.606	6:58.763		

39 Lewis Brown Audi RS 3 LMS II
Rookie Volcano Motorsport

N°	In Day Time	In Time	Out Time	Pit Time	T. Pit Time	Handicap	Diff.
1	12:02:46.404	12:02:46.404	12:07:15.317	4:28.913	4:28.913		

48 Mikael Karlsson Hyundai Elantra N
D Aggressive Team Italia

N°	In Day Time	In Time	Out Time	Pit Time	T. Pit Time	Handicap	Diff.
1	12:03:34.353	12:03:34.353	12:05:34.104	1:59.751	1:59.751		
2	12:13:18.722	12:13:18.722	12:15:02.069	1:43.347	3:43.098		

62 Dušan Borković Hyundai Elantra N
D Target Competition

N°	In Day Time	In Time	Out Time	Pit Time	T. Pit Time	Handicap	Diff.
1	12:03:32.922	12:03:32.922	12:05:51.261	2:18.339	2:18.339		
2	12:17:45.775	12:17:45.775	12:20:02.817	2:17.042	4:35.381		

71 Ben Bargwanna Peugeot 308
Rookie Team Clairet Sport – Burson Auto Parts

N°	In Day Time	In Time	Out Time	Pit Time	T. Pit Time	Handicap	Diff.
1	12:05:39.430	12:05:39.430	12:08:13.010	2:33.580	2:33.580		
2	12:15:54.687	12:15:54.687	12:17:44.015	1:49.328	4:22.908		

105 Norbert Michelisz Hyundai Elantra N
BRC Hyundai N Squadra Corse

N°	In Day Time	In Time	Out Time	Pit Time	T. Pit Time	Handicap	Diff.
1	11:57:46.792	11:57:46.792	11:59:39.546	1:52.754	1:52.754		
2	12:05:27.962	12:05:27.962	12:08:08.978	2:41.016	4:33.770		
3	12:13:53.988	12:13:53.988	12:16:34.904	2:40.916	7:14.686		

111 Thed Björk Lynk & Co 03 FL
Cyan Racing Lynk & Co

N°	In Day Time	In Time	Out Time	Pit Time	T. Pit Time	Handicap	Diff.
1	11:57:22.663	11:57:22.663	11:59:11.372	1:48.709	1:48.709		
2	12:07:02.111	12:07:02.111	12:11:33.429	4:31.318	6:20.027		
3	12:19:21.624	12:19:21.624	12:22:17.261	2:55.637	9:15.664		

112 Santiago Urrutia Lynk & Co 03 FL
Cyan Racing Lynk & Co

N°	In Day Time	In Time	Out Time	Pit Time	T. Pit Time	Handicap	Diff.
1	11:58:26.806	11:58:26.806	12:00:00.304	1:33.498	1:33.498		
2	12:07:43.590	12:07:43.590	12:15:58.696	8:15.106	9:48.604		

122 Frédéric Verwish Audi RS 3 LMS II
Audi Sport Team Comtoyout

N°	In Day Time	In Time	Out Time	Pit Time	T. Pit Time	Handicap	Diff.
1	11:58:57.321	11:58:57.321	12:01:05.377	2:08.056	2:08.056		
2	12:20:12.117	12:20:12.117	12:22:06.606	1:54.489	4:02.545		

129 Néstor Girolami Honda Civic Type R FL5
ALM Motorsport

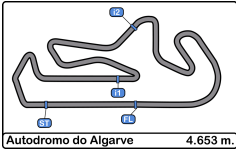
N°	In Day Time	In Time	Out Time	Pit Time	T. Pit Time	Handicap	Diff.
1	12:03:42.496	12:03:42.496	12:10:08.841	6:26.345	6:26.345		
2	12:16:36.574	12:16:36.574	12:18:57.689	2:21.115	8:47.460		

168 Yann Ehrlacher Lynk & Co 03 FL
Cyan Racing Lynk & Co

N°	In Day Time	In Time	Out Time	Pit Time	T. Pit Time	Handicap	Diff.
1	11:57:25.589	11:57:25.589	11:59:55.400	2:29.811	2:29.811		
2	12:07:44.502	12:07:44.502	12:12:58.008	5:13.506	7:43.317		

179 Rob Huff Audi RS 3 LMS II
Audi Sport Team Comtoyout

N°	In Day Time	In Time	Out Time	Pit Time	T. Pit Time	Handicap	Diff.
1	11:58:43.276	11:58:43.276	12:01:06.637	2:23.361	2:23.361		
2	12:20:18.098	12:20:18.098	12:23:40.260	3:22.162	5:45.523		



Autodromo Int. do Algarve
TCR Europe
Free Practice - 1
Pit Stop Analysis

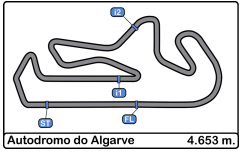


Autodromo do Algarve 4.653 m.

196 Mikel Azcona Hyundai Elantra N

BRC Hyundai N Squadra Corse

N°	In Day Time	In Time	Out Time	Pit Time	T. Pit Time	Handicap	Diff.
1	11:57:50.511	11:57:50.511	11:59:58.760	2:08.249	2:08.249		
2	12:07:42.516	12:07:42.516	12:10:39.070	2:56.554	5:04.803		
3	12:14:30.478	12:14:30.478	12:20:28.871	5:58.393	11:03.196		

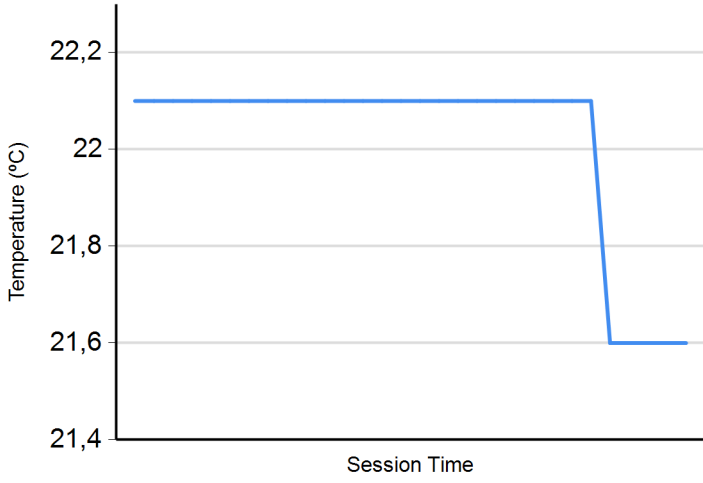


Autodromo Int. do Algarve
TCR Europe
Free Practice - 1
Weather Report

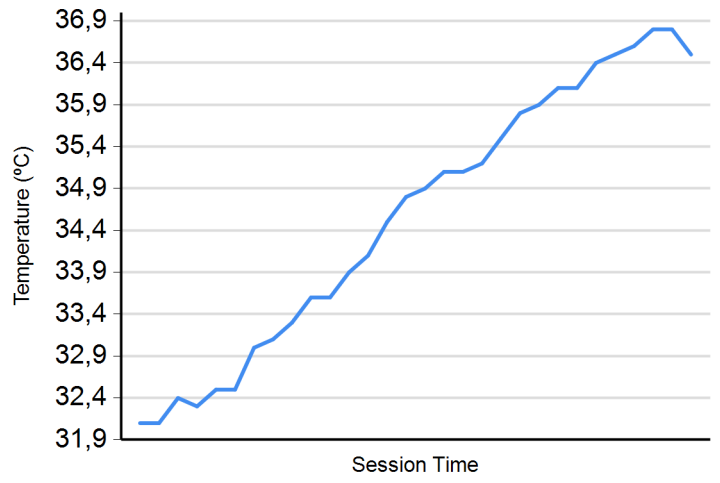


KUMHO TIRE
All-ways. Go with you

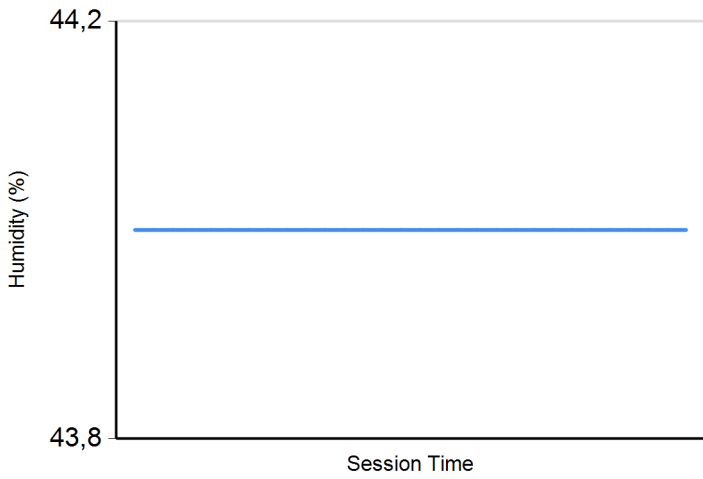
Air Temperature



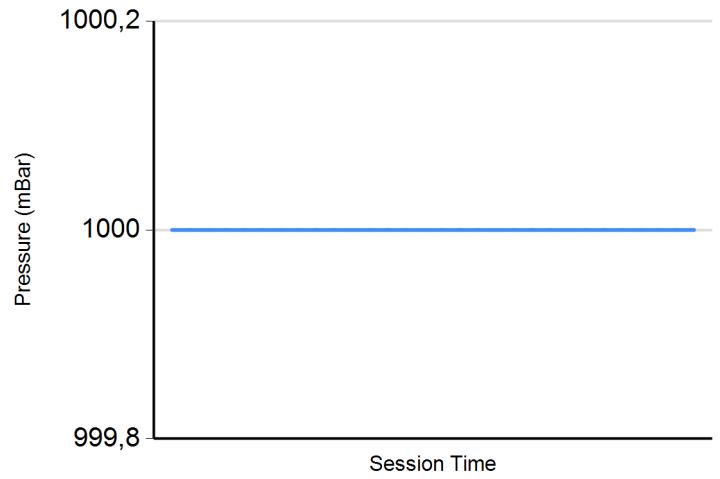
Track Temperature



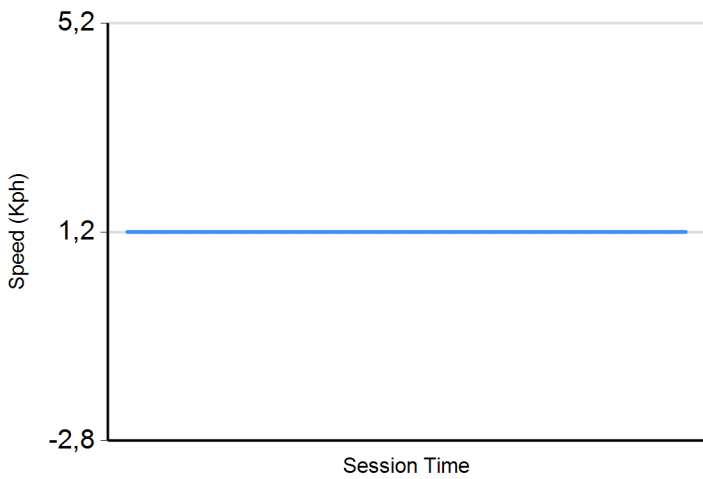
Humidity



Pressure



Wind Speed



Wind direction

North = 0°/360° Est = 90° South = 180° West = 270°

