

Autodromo Int. do Algarve  
TCR Europe  
Qualifying - 1  
Provisional Results



Clas	Nº	Driver	Nat	Cat	Clas	Team	Nat	Vehicle	Laps	Best	Time	Gap	Interval	Km/h
1	122	VERVISCH				Audi Sport Team Comtoyoyu		Audi RS 3 LMS II	9	7	1:51.021			150.8
2	196	AZCONA				BRC Hyundai N Squadra Corse		Hyundai Elantra N	9	8	1:51.320	0.299	0.299	150.4
3	179	HUFF				Audi Sport Team Comtoyoyu		Audi RS 3 LMS II	9	3	1:51.479	0.458	0.159	150.2
4	105	MICHELISZ				BRC Hyundai N Squadra Corse		Hyundai Elantra N	8	5	1:51.575	0.554	0.096	150.1
5	129	GIROLAMI				ALM Motorsport		Honda Civic Type R	9	3	1:51.615	0.594	0.040	150.0
6	155	QING HUA				Cyan Racing Lynk & Co		Lynk & Co 03 FL	8	7	1:51.650	0.629	0.035	150.0
7	22	PAUWELS		R	1	Comtoyoyu Racing		Audi RS 3 LMS II	9	4	1:51.695	0.674	0.045	149.9
8	168	EHLRACHER				Cyan Racing Lynk & Co		Lynk & Co 03 FL	8	4	1:51.701	0.680	0.006	149.9
9	112	URRUTIA				Cyan Racing Lynk & Co		Lynk & Co 03 FL	8	4	1:51.736	0.715	0.035	149.9
10	34	CORONEL		D	1	Comtoyoyu Racing		Audi RS 3 LMS II	8	7	1:51.737	0.716	0.001	149.9
11	27	FILIPPI				Comtoyoyu Racing		Audi RS 3 LMS II	9	4	1:51.791	0.770	0.054	149.8
12	111	BJÖRK				Cyan Racing Lynk & Co		Lynk & Co 03 FL	9	8	1:52.241	1.220	0.450	149.2
13	11	DAVIDOVSKI		D	2	Comtoyoyu Racing		Audi RS 3 LMS II	9	6	1:52.416	1.395	0.175	149.0
14	62	BORKOVIĆ		D	3	Target Competition		Hyundai Elantra N	9	3	1:52.485	1.464	0.069	148.9
15	10	ANDERSSON		R	2	MA:GP		Lynk & Co 03	6	4	1:52.489	1.468	0.004	148.9
16	19	F.FERNÁNDEZ		D	4	RC2 Racing Team		Audi RS 3 LMS II	10	9	1:52.591	1.570	0.102	148.7
17	39	BROWN		R	3	Volcano Motorsport		Audi RS 3 LMS II	8	4	1:52.751	1.730	0.160	148.5
18	23	SMITH		R	4	Volcano Motorsport		Audi RS 3 LMS II	9	7	1:52.824	1.803	0.073	148.4
19	71	BARGWANNA		R	5	Team Clairet Sport – Burson		Peugeot 308	10	4	1:52.867	1.846	0.043	148.4
20	12	R.FERNÁNDEZ		D	5	RC2 Racing Team		Audi RS 3 LMS II	9	3	1:52.892	1.871	0.025	148.3
21	8	BALDAN				Aggressive Team Italia		Hyundai Elantra N	10	4	1:53.108	2.087	0.216	148.0
22	48	KARLSSON		D	6	Aggressive Team Italia		Hyundai Elantra N	10	7	1:53.369	2.348	0.261	147.7

\* PENALTIES

CAR 112 TIME 1.51.780 DELETED TRACK LIMITS AT T15

CAR 62CURRENT LAP WILL BE CANCELLED T1 TRACK LIMITS

CAR 62 TIME 1:52.508 DELETED TRACK LIMITS AT T1

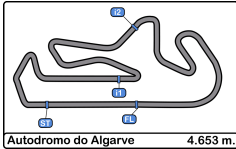
Published at:.....

Track Temp: 21.3 °C Air Temp: 22.1 °C Humidity: 63 % Track Status: DRY

Race Director:

Timekeeper:





Autodromo Int. do Algarve

TCR Europe

Qualifying - 1

Provisional Results by Category



**KUMHO TIRE**  
All-ways. Go with you

Clas	Nº	Driver	Nat	Cat	Clas	Team	Nat	Vehicle	Laps	Best	Time	Gap	Interval	Km/h
1	122	VERVISCH	BEL			Audi Sport Team Comtoyoyu	BEL	Audi RS 3 LMS II	9	7	1:51.021			150.8
2	196	AZCONA	ESP			BRC Hyundai N Squadra Corse	ITA	Hyundai Elantra N	9	8	1:51.320	0.299	0.299	150.4
3	179	HUFF	GBR			Audi Sport Team Comtoyoyu	BEL	Audi RS 3 LMS II	9	3	1:51.479	0.458	0.159	150.2
4	105	MICHELISZ	HUN			BRC Hyundai N Squadra Corse	ITA	Hyundai Elantra N	8	5	1:51.575	0.554	0.096	150.1
5	129	GIROLAMI	ARG			ALM Motorsport	EST	Honda Civic Type R	9	3	1:51.615	0.594	0.040	150.0
6	155	QING HUA	CHN			Cyan Racing Lynk & Co	SWE	Lynk & Co 03 FL	8	7	1:51.650	0.629	0.035	150.0
7	168	EHLRACHER	FRA			Cyan Racing Lynk & Co	SWE	Lynk & Co 03 FL	8	4	1:51.701	0.680	0.051	149.9
8	112	URRUTIA	URY			Cyan Racing Lynk & Co	SWE	Lynk & Co 03 FL	8	4	1:51.736	0.715	0.035	149.9
9	27	FILIPPI	FRA			Comtoyoyu Racing	BEL	Audi RS 3 LMS II	9	4	1:51.791	0.770	0.055	149.8
10	111	BJÖRK	SWE			Cyan Racing Lynk & Co	SWE	Lynk & Co 03 FL	9	8	1:52.241	1.220	0.450	149.2
11	8	BALDAN	ITA			Aggressive Team Italia	ITA	Hyundai Elantra N	10	4	1:53.108	2.087	0.867	148.0

**Rookie**

Clas	Nº	Driver	Nat	Cat	Clas	Team	Nat	Vehicle	Laps	Best	Time	Gap	Interval	Km/h
1	22	PAUWELS	BEL	R	1	Comtoyoyu Racing	BEL	Audi RS 3 LMS II	9	4	1:51.695			149.9
2	10	ANDERSSON	SWE	R	2	MA:GP	SWE	Lynk & Co 03	6	4	1:52.489	0.794	0.794	148.9
3	39	BROWN	GBR	R	3	Volcano Motorsport	ESP	Audi RS 3 LMS II	8	4	1:52.751	1.056	0.262	148.5
4	23	SMITH	GBR	R	4	Volcano Motorsport	ESP	Audi RS 3 LMS II	9	7	1:52.824	1.129	0.073	148.4
5	71	BARGWANNA	AUS	R	5	Team Claiert Sport - Burson	FRA	Peugeot 308	10	4	1:52.867	1.172	0.043	148.4

**D**

Clas	Nº	Driver	Nat	Cat	Clas	Team	Nat	Vehicle	Laps	Best	Time	Gap	Interval	Km/h
1	34	CORONEL	NLD	D	1	Comtoyoyu Racing	BEL	Audi RS 3 LMS II	8	7	1:51.737			149.9
2	11	DAVIDOVSKI	MKD	D	2	Comtoyoyu Racing	BEL	Audi RS 3 LMS II	9	6	1:52.416	0.679	0.679	149.0
3	62	BORKOVIĆ	SRB	D	3	Target Competition	ITA	Hyundai Elantra N	9	3	1:52.485	0.748	0.069	148.9
4	19	F.FERNÁNDEZ	ESP	D	4	RC2 Racing Team	ESP	Audi RS 3 LMS II	10	9	1:52.591	0.854	0.106	148.7
5	12	R.FERNÁNDEZ	ESP	D	5	RC2 Racing Team	ESP	Audi RS 3 LMS II	9	3	1:52.892	1.155	0.301	148.3
6	48	KARLSSON	SWE	D	6	Aggressive Team Italia	ITA	Hyundai Elantra N	10	7	1:53.369	1.632	0.477	147.7

**\* PENALTIES**

CAR 112 TIME 1:51.780 DELETED TRACK LIMITS AT T15

CAR 62CURRENT LAP WILL BE CANCELLED T1 TRACK LIMITS

CAR 62 TIME 1:52.508 DELETED TRACK LIMITS AT T1

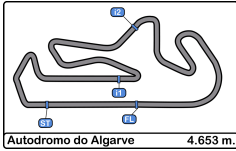
Published at:.....

Track Temp: 21.3 °C Air Temp: 22.1 °C Humidity: 63 % Track Status: DRY

Race Director:

Timekeeper:





Autodromo Int. do Algarve  
TCR Europe  
Qualifying - 1  
Lap Analysis



**8** Nicola Baldan Hyundai Elantra N **19** Felipe Fernández Audi RS 3 LMS II  
Aggressive Team Italia D RC2 Racing Team

Lap	D	Time	Sector 1	Sector 2	Sector 3	T. Spd	Elapsed	Lap	D	Time	Sector 1	Sector 2	Sector 3	T. Spd	Elapsed
1		9:52:07.776	9:50:45.764	39.399	42.613		9:52:07.776	1		9:52:51.672 P	9:51:19.204	40.040	52.428		9:52:51.672
2		1:54.582	36.214	36.503	41.865	230.7	9:54:02.358	2		3:42.495	2:22.715	37.688	42.092		9:56:34.167
3		1:53.566	35.749	36.321	41.496	232.7	9:55:55.924	3		1:52.969	35.552	36.072	41.345	237.8	9:58:27.136
4		<b>1:53.108</b>	<b>35.497</b>	<b>36.135</b>	<b>41.476</b>	236.8	9:57:49.032	4		1:52.658	35.494	36.057	<b>41.107</b>	236.3	10:00:19.794
5		2:03.292 P	35.916	37.546	49.830	235.2	9:59:52.324	5		2:02.074 P	35.584	36.681	49.809	238.4	10:02:21.868
6		4:17.446	2:53.989	40.657	42.800		10:04:09.770	6		3:36.451	1:58.801	51.369	46.281		10:05:58.319
7		1:53.409	35.636	36.198	41.575	231.7	10:06:03.179	7		2:06.436	41.180	40.976	44.280	180.0	10:08:04.755
8		2:09.625	35.687	46.100	47.838	233.7	10:08:12.804	8		1:52.937	35.588	36.156	41.193	237.8	10:09:57.692
9		1:53.440	35.643	36.249	41.548	234.2	10:10:06.244	9		<b>1:52.591</b>	<b>35.323</b>	<b>36.013</b>	41.255	238.4	10:11:50.283
10		2:22.718 P	46.534	41.687	54.497	189.4	10:12:28.962	10		2:11.885 P	40.338	41.428	50.119	225.0	10:14:02.168

**10** Viktor Andersson Lynk & Co 03 **22** Kobe Pauwels Audi RS 3 LMS II  
Rookie MA:GP Rookie Comtoy Racing

Lap	D	Time	Sector 1	Sector 2	Sector 3	T. Spd	Elapsed	Lap	D	Time	Sector 1	Sector 2	Sector 3	T. Spd	Elapsed
1		9:52:44.902 P	9:51:14.488	38.108	52.306		9:52:44.902	1		9:52:34.212 P	9:51:05.161	39.070	49.981		9:52:34.212
2		4:12.230	2:52.300	37.881	42.049		9:56:57.132	2		4:09.738	2:46.366	40.078	43.294		9:56:43.950
3		1:52.894	35.722	36.066	<b>41.106</b>	234.7	9:58:50.026	3		1:52.209	35.358	35.750	<b>41.101</b>	240.5	9:58:36.159
4		<b>1:52.489</b>	35.387	35.904	41.198	236.8	10:00:42.515	4		<b>1:51.695</b>	35.081	<b>35.434</b>	41.180	241.6	10:00:27.854
5		2:04.270 P	<b>35.363</b>	<b>35.889</b>	53.018	237.8	10:02:46.785	5		2:04.978 P	36.348	38.008	50.622	241.6	10:02:32.832
6		4:12.158 P	2:17.691	55.880	58.587		10:06:58.943	6		3:45.321	2:24.262	38.670	42.389		10:06:18.153
7								7		1:51.826	<b>35.071</b>	35.470	41.285	240.5	10:08:09.979
8								8		1:52.195	35.076	35.881	41.238	241.0	10:10:02.174
9								9		2:13.909 P	38.656	42.907	52.346	241.0	10:12:16.083

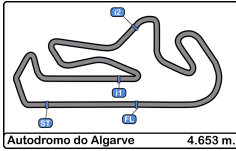
**11** Viktor Davidovski Audi RS 3 LMS II **23** Isaac Smith Audi RS 3 LMS II  
D Comtoy Racing Rookie Volcano Motorsport

Lap	D	Time	Sector 1	Sector 2	Sector 3	T. Spd	Elapsed	Lap	D	Time	Sector 1	Sector 2	Sector 3	T. Spd	Elapsed
1		9:52:30.703 P	9:50:59.714	39.298	51.691		9:52:30.703	1		9:53:00.309 P	9:51:26.049	41.589	52.671		9:53:00.309
2		3:39.368	2:20.845	37.141	41.382		9:56:10.071	2		4:15.751	2:53.305	39.484	42.962		9:57:16.060
3		1:52.552	<b>35.265</b>	36.009	41.278	242.1	9:58:02.623	3		1:53.472	35.780	36.406	41.286	237.8	9:59:09.532
4		2:00.201 P	35.337	36.034	48.830	241.0	10:00:02.824	4		1:53.158	35.703	36.194	<b>41.261</b>	240.5	10:01:02.690
5		3:07.963	1:48.318	37.733	41.912		10:03:10.787	5		2:03.695 P	35.735	37.313	50.647	240.5	10:03:06.385
6		<b>1:52.416</b>	35.297	35.881	<b>41.238</b>	237.8	10:05:03.203	6		4:28.062	3:07.106	38.807	42.149		10:07:34.447
7		1:52.517	35.335	<b>35.827</b>	41.355	237.8	10:06:55.720	7		<b>1:52.824</b>	35.565	<b>35.983</b>	41.276	240.5	10:09:27.271
8		2:06.886	41.252	41.751	43.883	225.0	10:09:02.606	8		1:53.139	<b>35.480</b>	36.002	41.657	242.6	10:11:20.410
9		1:53.198	35.566	36.044	41.588	239.4	10:10:55.804	9		2:21.711 P	39.477	44.684	57.550	241.6	10:13:42.121
10			2:36.169	44.768		228.3									

**12** Rubén Fernández Audi RS 3 LMS II **27** John Filippi Audi RS 3 LMS II  
D RC2 Racing Team Comtoy Racing

Lap	D	Time	Sector 1	Sector 2	Sector 3	T. Spd	Elapsed	Lap	D	Time	Sector 1	Sector 2	Sector 3	T. Spd	Elapsed
1		9:52:49.312 P	9:51:18.157	40.472	50.683		9:52:49.312	1		9:52:31.564 P	9:51:00.850	39.194	51.520		9:52:31.564
2		3:41.101	2:22.769	36.794	41.538		9:56:30.413	2		4:09.507	2:46.414	39.760	43.333		9:56:41.071
3		<b>1:52.892</b>	35.528	36.031	<b>41.333</b>		9:58:23.305	3		1:51.796	35.456	35.495	<b>40.845</b>	239.4	9:58:32.867
4		1:53.112	35.605	35.964	41.543		10:00:16.417	4		<b>1:51.791</b>	35.388	35.530	40.873	241.0	10:00:24.658
5		2:14.514 P	37.039	41.838	55.637		10:02:30.931	5		2:01.981 P	35.567	36.618	49.796	241.0	10:02:26.639
6		3:28.703	2:08.577	36.654	43.472		10:05:59.634	6		3:45.305	2:24.668	38.183	42.454		10:06:11.944
7		1:53.232	<b>35.505</b>	35.978	41.749		10:07:52.866	7		1:51.929	35.320	35.645	40.964	238.9	10:08:03.873
8		1:52.900	35.506	<b>35.947</b>	41.447		10:09:45.766	8		1:52.043	<b>35.300</b>	<b>35.494</b>	41.249	240.0	10:09:55.916
9		2:10.268 P	36.148	39.654	54.466		10:11:56.034	9		2:06.596 P	35.693	36.995	53.908	239.4	10:12:02.512





**Autodromo Int. do Algarve**  
**TCR Europe**  
**Qualifying - 1**  
**Lap Analysis**



**34** Tom Coronel Audi RS 3 LMS II **71** Ben Bargwanna Peugeot 308  
 D Comtoy Racing Rookie Team Clairet Sport – Burson Auto

Lap	D	Time	Sector 1	Sector 2	Sector 3	T. Spd	Elapsed	Lap	D	Time	Sector 1	Sector 2	Sector 3	T. Spd	Elapsed
1		9:52:32.748 P	9:51:05.247	37.145	50.356		9:52:32.748	1		9:52:52.439 P	9:51:20.657	40.732	51.050		9:52:52.439
2		3:55.476	2:36.496	37.340	41.640		9:56:28.224	2		3:24.899	2:02.897	39.022	42.980		9:56:17.338
3		1:51.986	35.277	35.688	<b>41.021</b>	240.0	9:58:20.210	3		1:52.962	35.596	36.121	<b>41.245</b>	236.3	9:58:10.300
4		2:08.605	42.128	42.935	43.542	240.5	10:00:28.815	4		<b>1:52.867</b>	35.479	35.985	41.403	239.4	10:00:03.167
5		2:06.507 P	35.084	38.097	53.326	244.8	10:02:35.322	5		1:53.306	<b>35.374</b>	36.082	41.850	240.0	10:01:56.473
6		4:03.155	2:35.625	45.944	41.586		10:06:38.477	6		2:00.730 P	36.170	36.865	47.695	236.3	10:03:57.203
7		<b>1:51.737</b>	<b>35.033</b>	<b>35.530</b>	41.174	241.0	10:08:30.214	7		3:13.439	1:55.053	36.712	41.674		10:07:10.642
8		2:06.326 P	35.637	35.663	55.026	240.5	10:10:36.540	8		1:54.002	35.420	<b>35.855</b>	42.727	238.4	10:09:04.644

**39** Lewis Brown Audi RS 3 LMS II **105** Norbert Michelisz Hyundai Elantra N  
 Rookie Volcano Motorsport BRC Hyundai N Squadra Corse

Lap	D	Time	Sector 1	Sector 2	Sector 3	T. Spd	Elapsed	Lap	D	Time	Sector 1	Sector 2	Sector 3	T. Spd	Elapsed
1		9:53:02.208 P	9:51:27.502	41.194	53.512		9:53:02.208	1		9:52:18.008	9:50:56.247	38.874	42.887		9:52:18.008
2		3:51.275	2:25.503	41.044	44.728		9:56:53.483	2		1:52.444	35.524	36.076	40.844	231.2	9:54:10.452
3		1:52.952	35.640	35.948	41.364	238.9	9:58:46.435	3		2:01.378 P	35.870	36.260	49.248	234.7	9:56:11.830
4		<b>1:52.751</b>	<b>35.338</b>	36.019	41.394	239.4	10:00:39.186	4		3:28.520	2:10.875	36.607	41.038		9:59:40.350
5		2:02.661 P	35.524	36.309	50.828	240.0	10:02:41.847	5		<b>1:51.575</b>	<b>35.170</b>	35.663	<b>40.742</b>	235.8	10:01:31.925
6		3:59.762	2:33.043	44.814	41.905		10:06:41.609	6		2:02.117 P	35.788	36.409	49.920	233.2	10:03:34.042
7		1:52.758	35.527	<b>35.898</b>	<b>41.333</b>	240.0	10:08:34.367	7		5:08.522	3:50.876	36.840	40.806		10:08:42.564
8		2:04.752 P	35.443	36.477	52.832	241.6	10:10:39.119	8		2:02.752 P	35.242	<b>35.594</b>	51.916	233.7	10:10:45.316

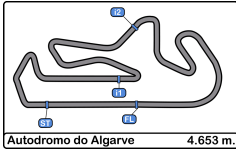
**48** Mikael Karlsson Hyundai Elantra N **111** Thed Björk Lynk & Co 03 FL  
 D Aggressive Team Italia Cyan Racing Lynk & Co

Lap	D	Time	Sector 1	Sector 2	Sector 3	T. Spd	Elapsed	Lap	D	Time	Sector 1	Sector 2	Sector 3	T. Spd	Elapsed
1		9:52:08.629	9:50:46.508	39.226	42.895		9:52:08.629	1		9:52:39.707 P	9:51:10.272	38.349	51.086		9:52:39.707
2		1:54.221	35.929	36.376	41.916	234.2	9:54:02.850	2		3:27.637	2:05.130	37.607	44.900		9:56:07.344
3		1:56.694	37.484	37.651	41.559	235.8	9:55:59.544	3		1:59.593	35.796	39.697	44.100	234.7	9:58:06.937
4		1:54.005	36.246	36.138	41.621	234.7	9:57:53.549	4		1:52.767	35.610	36.075	41.082	237.3	9:59:59.704
5		2:02.106 P	36.124	36.566	49.416	233.7	9:59:55.655	5		1:59.569 P	<b>35.369</b>	36.052	48.148	236.8	10:01:59.273
6		4:37.146	3:18.876	36.684	41.586		10:04:32.801	6		5:18.545	3:57.771	38.284	42.490		10:07:17.818
7		<b>1:53.369</b>	<b>35.837</b>	<b>36.032</b>	41.500	230.7	10:06:26.170	7		1:53.395	35.389	37.136	<b>40.870</b>	237.3	10:09:11.213
8		1:53.838	36.200	36.377	<b>41.261</b>	233.7	10:08:20.008	8		<b>1:52.241</b>	35.385	<b>35.827</b>	41.029	237.3	10:11:03.454
9		1:53.782	36.043	36.066	41.673	234.2	10:10:13.790	9		2:03.351 P	37.059	36.894	49.398	232.7	10:13:06.805
10		2:26.478 P	42.102	47.534	56.842	234.2	10:12:40.268								

**62** Dušan Borković Hyundai Elantra N **112** Santiago Urrutia Lynk & Co 03 FL  
 D Target Competition Cyan Racing Lynk & Co

Lap	D	Time	Sector 1	Sector 2	Sector 3	T. Spd	Elapsed	Lap	D	Time	Sector 1	Sector 2	Sector 3	T. Spd	Elapsed
1		9:52:56.509 P	9:51:24.064	39.475	52.970		9:52:56.509	1		9:52:37.292 P	9:51:08.714	38.134	50.444		9:52:37.292
2		3:25.510	2:04.374	38.278	42.858		9:56:22.019	2		3:35.931	2:15.471	38.267	42.193		9:56:13.223
3		<b>1:52.485</b>	35.296	36.162	<b>41.027</b>	236.3	9:58:14.504	3		1:51.780	35.481	35.755	<b>40.544</b>	235.8	9:58:05.003
4		1:52.747	35.461	36.050	41.236	237.8	10:00:07.251	4		<b>1:51.736</b>	35.323	35.607	40.806	238.4	9:59:56.739
5		2:02.720 P	35.366	36.086	51.268	237.8	10:02:09.971	5		2:01.645 P	36.220	36.164	49.261	237.3	10:01:58.384
6		4:12.612	2:50.444	39.289	42.879		10:06:22.583	6		5:25.780	4:03.707	38.612	43.461		10:07:24.164
7		1:52.508	<b>35.292</b>	35.965	41.251	236.8	10:08:15.091	7		1:51.822	<b>35.201</b>	35.618	41.003	237.8	10:09:15.986
8		1:53.121	35.331	<b>35.963</b>	41.827	238.9	10:10:08.212	8		2:03.230 P	35.477	<b>35.586</b>	52.167	237.3	10:11:19.216
9		2:29.333 P	45.946	47.805	55.582	238.4	10:12:37.545								





Autodromo Int. do Algarve  
TCR Europe  
Qualifying - 1  
Lap Analysis



122 Frédéric Vervisch Audi RS 3 LMS II 179 Rob Huff Audi RS 3 LMS II  
Audi Sport Team Comtoyoy Audi Sport Team Comtoyoy

Lap	D	Time	Sector 1	Sector 2	Sector 3	T. Spd	Elapsed	Lap	D	Time	Sector 1	Sector 2	Sector 3	T. Spd	Elapsed
1		9:52:19.787 P	9:50:51.945	37.288	50.554		9:52:19.787	1		9:52:21.952 P	9:50:55.607	37.698	48.647		9:52:21.952
2		3:26.264	2:08.031	36.470	41.763		9:55:46.051	2		3:46.750	2:26.413	38.019	42.318		9:56:08.702
3		1:51.595	35.056	35.645	40.894	240.0	9:57:37.646	3		1:51.479	35.081	35.620	40.778	242.6	9:58:00.181
4		1:51.485	35.107	35.515	40.863	240.0	9:59:29.131	4		1:51.604	35.222	35.397	40.985	241.6	9:59:51.785
5		2:05.992 P	35.307	36.841	53.844	240.5	10:01:35.123	5		2:03.075 P	36.207	37.025	49.843	240.5	10:01:54.860
6		5:25.972	4:07.884	36.915	41.173		10:07:01.095	6		3:19.013	1:57.317	39.667	42.029		10:05:13.873
7		1:51.021	34.970	35.311	40.740	240.5	10:08:52.116	7		1:51.932	35.117	35.436	41.379	238.9	10:07:05.805
8		1:51.769	35.156	35.749	40.864	240.5	10:10:43.885	8		1:51.480	35.035	35.571	40.874	243.7	10:08:57.285
9		2:07.897 P	37.300	37.074	53.523	225.4	10:12:51.782	9		2:03.422 P	36.687	37.308	49.427	243.2	10:11:00.707

129 Néstor Girolami Honda Civic Type R FL5 196 Mikel Azcona Hyundai Elantra N  
ALM Motorsport BRC Hyundai N Squadra Corse

Lap	D	Time	Sector 1	Sector 2	Sector 3	T. Spd	Elapsed	Lap	D	Time	Sector 1	Sector 2	Sector 3	T. Spd	Elapsed
1		9:52:17.201 P	9:50:49.142	37.760	50.299		9:52:17.201	1		9:52:20.029	9:50:57.447	39.565	43.017		9:52:20.029
2		3:20.420	2:00.430	37.927	42.063		9:55:37.621	2		1:52.233	35.541	35.880	40.812	233.2	9:54:12.262
3		1:51.615	35.261	35.621	40.733	238.9	9:57:29.236	3		2:01.463 P	35.360	35.904	50.199	237.8	9:56:13.725
4		1:51.667	35.183	35.482	41.002	238.4	9:59:20.903	4		3:23.781	2:02.408	39.333	42.040		9:59:37.506
5		2:10.495 P	40.604	38.078	51.813	222.6	10:01:31.398	5		1:51.756	35.355	35.504	40.897	234.2	10:01:29.262
6		5:49.706	4:25.416	40.896	43.394		10:07:21.104	6		1:59.913 P	35.712	36.004	48.197	231.2	10:03:29.175
7		1:51.858	35.386	35.596	40.876	240.0	10:09:12.962	7		3:34.111	2:15.149	37.840	41.122		10:07:03.286
8		1:51.757	35.334	35.591	40.832	240.0	10:11:04.719	8		1:51.320	35.089	35.393	40.838	237.3	10:08:54.606
9		2:15.946 P	39.924	40.097	55.925	219.0	10:13:20.665	9		2:01.371 P	36.174	36.492	48.705	227.8	10:10:55.977

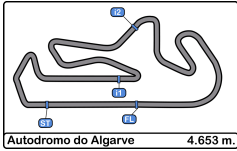
155 Ma Qing Hua Lynk & Co 03 FL  
Cyan Racing Lynk & Co

Lap	D	Time	Sector 1	Sector 2	Sector 3	T. Spd	Elapsed
1		9:52:36.201 P	9:51:07.833	38.481	49.887		9:52:36.201
2		3:16.105	1:56.680	37.380	42.045		9:55:52.306
3		1:51.962	35.504	35.552	40.906	233.7	9:57:44.268
4		1:52.050	35.276	35.566	41.208	233.7	9:59:36.318
5		2:08.476 P	41.279	38.609	48.588	172.5	10:01:44.794
6		5:30.601	4:11.762	37.371	41.468		10:07:15.395
7		1:51.650	35.442	35.464	40.744	235.8	10:09:07.045
8		2:07.291 P	35.383	38.857	53.051	234.2	10:11:14.336

168 Yann Ehrlacher Lynk & Co 03 FL  
Cyan Racing Lynk & Co

Lap	D	Time	Sector 1	Sector 2	Sector 3	T. Spd	Elapsed
1		9:52:38.470 P	9:51:09.295	38.109	51.066		9:52:38.470
2		4:13.237	2:53.666	37.824	41.747		9:56:51.707
3		1:51.893	35.275	35.848	40.770	234.2	9:58:43.600
4		1:51.701	35.285	35.637	40.779	235.8	10:00:35.301
5		2:03.236 P	36.043	37.526	49.667	236.3	10:02:38.537
6		4:49.517	3:29.654	37.487	42.376		10:07:28.054
7		1:52.335	35.144	35.703	41.488	235.8	10:09:20.389
8		2:00.906 P	35.280	35.680	49.946	236.3	10:11:21.295



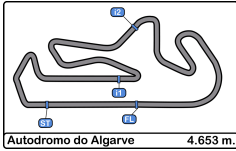


Autodromo Int. do Algarve  
 TCR Europe  
 Qualifying - 1  
 Best Sectors Results



Sector - 1				Sector - 2				Sector - 3				Ideal Lap vs Best Lap			
Clas	Nº	Driver	Time	Nº	Driver	Time	Nº	Driver	Time	Clas	Nº	Driver	Ideal Lap	Best Lap	Clas
1	12	Frédéric Vervisch	34.970	122	Frédéric Vervisch	35.311	112	Santiago Urrutia	40.544	1	122	VERVISCH	1:51.021	1:51.021	1
2	34	Tom Coronel	35.033	196	Mikel Azcona	35.393	129	Néstor Girolami	40.733	2	179	HUFF	1:51.210	1:51.479	3
3	17	Rob Huff	35.035	179	Rob Huff	35.397	122	Frédéric Vervisch	40.740	3	196	AZCONA	1:51.294	1:51.320	2
4	22	Kobe Pauwels	35.071	22	Kobe Pauwels	35.434	105	Norbert Michelisz	40.742	4	112	URRUTIA	1:51.331	1:51.736	9
5	19	Mikel Azcona	35.089	155	Ma Qing Hua	35.464	155	Ma Qing Hua	40.744	5	129	GIROLAMI	1:51.398	1:51.615	5
6	16	Yann Ehrlacher	35.144	129	Néstor Girolami	35.482	168	Yann Ehrlacher	40.770	6	155	QING HUA	1:51.484	1:51.650	6
7	10	Norbert Michelisz	35.170	27	John Filippi	35.494	179	Rob Huff	40.778	7	105	MICHELISZ	1:51.506	1:51.575	4
8	12	Néstor Girolami	35.183	34	Tom Coronel	35.530	196	Mikel Azcona	40.812	8	168	EHLACHER	1:51.551	1:51.701	8
9	11	Santiago Urrutia	35.201	112	Santiago Urrutia	35.586	27	John Filippi	40.845	9	34	CORONEL	1:51.584	1:51.737	10
10	11	Viktor Davidovski	35.265	105	Norbert Michelisz	35.594	111	Thed Björk	40.870	10	22	PAUWELS	1:51.606	1:51.695	7
11	15	Ma Qing Hua	35.276	168	Yann Ehrlacher	35.637	34	Tom Coronel	41.021	11	27	FILIPPI	1:51.639	1:51.791	11
12	62	Dušan Borković	35.292	11	Viktor Davidovski	35.827	62	Dušan Borković	41.027	12	111	BJÖRK	1:52.066	1:52.241	12
13	27	John Filippi	35.300	111	Thed Björk	35.827	22	Kobe Pauwels	41.101	13	62	BORKOVIĆ	1:52.282	1:52.485	14
14	19	Felipe Fernández	35.323	71	Ben Bargwanna	35.855	10	Viktor Andersson	41.106	14	11	DAVIDOVSKI	1:52.330	1:52.416	13
15	39	Lewis Brown	35.338	10	Viktor Andersson	35.889	19	Felipe Fernández	41.107	15	10	ANDERSSON	1:52.358	1:52.489	15
16	10	Viktor Andersson	35.363	39	Lewis Brown	35.898	11	Viktor Davidovski	41.238	16	19	F.FERNÁNDEZ	1:52.443	1:52.591	16
17	11	Thed Björk	35.369	12	Rubén Fernández	35.947	71	Ben Bargwanna	41.245	17	71	BARGWANNA	1:52.474	1:52.867	19
18	71	Ben Bargwanna	35.374	62	Dušan Borković	35.963	23	Isaac Smith	41.261	18	39	BROWN	1:52.569	1:52.751	17
19	23	Isaac Smith	35.480	23	Isaac Smith	35.983	48	Mikael Karlsson	41.261	19	23	SMITH	1:52.724	1:52.824	18
20	8	Nicola Baldan	35.497	19	Felipe Fernández	36.013	39	Lewis Brown	41.333	20	12	R.FERNÁNDEZ	1:52.785	1:52.892	20
21	12	Rubén Fernández	35.505	48	Mikael Karlsson	36.032	12	Rubén Fernández	41.333	21	8	BALDAN	1:53.108	1:53.108	21
22	48	Mikael Karlsson	35.837	8	Nicola Baldan	36.135	8	Nicola Baldan	41.476	22	48	KARLSSON	1:53.130	1:53.369	22



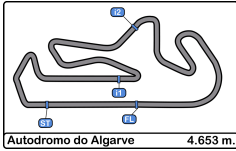


**Autodromo Int. do Algarve**  
**TCR Europe**  
**Qualifying - 1**  
**Best 5 Lap Times**



Cls	N°	Driver	Nat	Cat	Cls	Team	Nat	Vehicle	Best 1		Best 2		Best 3		Best 4		Best 5	
									Time	Lap	Time	Lap	Time	Lap	Time	Lap	Time	Lap
1	122	VERVISCH	BEL			Audi Sport Team	BEL	Audi RS 3 LMS II	1:51.021	7	1:51.485	4	1:51.595	3	1:51.769	8	2:05.992	5
2	196	AZCONA	ESP			BRC Hyundai N Squadra	ITA	Hyundai Elantra N	1:51.320	8	1:51.756	5	1:52.233	2	1:59.913	6	2:01.371	9
3	179	HUFF	GBR			Audi Sport Team	BEL	Audi RS 3 LMS II	1:51.479	3	1:51.480	8	1:51.604	4	1:51.932	7	2:03.075	5
4	105	MICHELISZ	HUN			BRC Hyundai N Squadra	ITA	Hyundai Elantra N	1:51.575	5	1:52.444	2	2:01.378	3	2:02.117	6	2:02.752	8
5	129	GIROLAMI	ARG			ALM Motorsport	EST	Honda Civic Type R	1:51.615	3	1:51.667	4	1:51.757	8	1:51.858	7	2:10.495	5
6	155	QING HUA	CHN			Cyan Racing Lynk & Co	SWE	Lynk & Co 03 FL	1:51.650	7	1:51.962	3	1:52.050	4	2:07.291	8	2:08.476	5
7	22	PAUWELS	BEL	R	1	Comtoy Racing	BEL	Audi RS 3 LMS II	1:51.695	4	1:51.826	7	1:52.195	8	1:52.209	3	2:04.978	5
8	168	EHRLACHER	FRA			Cyan Racing Lynk & Co	SWE	Lynk & Co 03 FL	1:51.701	4	1:51.893	3	1:52.335	7	2:00.906	8	2:03.236	5
9	112	URRUTIA	URY			Cyan Racing Lynk & Co	SWE	Lynk & Co 03 FL	1:51.736	4	1:51.780	3	1:51.822	7	2:01.645	5	2:03.230	8
10	34	CORONEL	MLD	D	1	Comtoy Racing	BEL	Audi RS 3 LMS II	1:51.737	7	1:51.986	3	2:06.326	8	2:06.507	5	2:08.605	4
11	27	FILIPPI	FRA			Comtoy Racing	BEL	Audi RS 3 LMS II	1:51.791	4	1:51.796	3	1:51.929	7	1:52.043	8	2:01.981	5
12	111	BJÖRK	SWE			Cyan Racing Lynk & Co	SWE	Lynk & Co 03 FL	1:52.241	8	1:52.767	4	1:53.395	7	1:59.569	5	1:59.593	3
13	11	DAVIDOVSKI	MDG	D	2	Comtoy Racing	BEL	Audi RS 3 LMS II	1:52.416	6	1:52.517	7	1:52.552	3	1:53.198	9	2:00.201	4
14	62	BORKOVIĆ	SRB	D	3	Target Competition	ITA	Hyundai Elantra N	1:52.485	3	1:52.508	7	1:52.747	4	1:53.121	8	2:02.720	5
15	10	ANDERSSON	SWE	R	2	MA:GP	SWE	Lynk & Co 03	1:52.489	4	1:52.894	3	2:04.270	5	4:12.158	6	4:12.230	2
16	19	F.FERNÁNDEZ	ESP	D	4	RC2 Racing Team	ESP	Audi RS 3 LMS II	1:52.591	9	1:52.658	4	1:52.937	8	1:52.969	3	2:02.074	5
17	39	BROWN	GBR	R	3	Volcano Motorsport	ESP	Audi RS 3 LMS II	1:52.751	4	1:52.758	7	1:52.952	3	2:02.661	5	2:04.752	8
18	23	SMITH	GBR	R	4	Volcano Motorsport	ESP	Audi RS 3 LMS II	1:52.824	7	1:53.139	8	1:53.158	4	1:53.472	3	2:03.695	5
19	71	BARGWANNA	AUS	R	5	Team Clairet Sport – Burson	FRA	Peugeot 308	1:52.867	4	1:52.962	3	1:53.306	5	1:53.391	9	1:54.002	8
20	12	R.FERNÁNDEZ	ESP	D	5	RC2 Racing Team	ESP	Audi RS 3 LMS II	1:52.892	3	1:52.900	8	1:53.112	4	1:53.232	7	2:10.268	9
21	8	BALDAN	ITA			Aggressive Team Italia	ITA	Hyundai Elantra N	1:53.108	4	1:53.409	7	1:53.440	9	1:53.566	3	1:54.582	2
22	48	KARLSSON	SWE	D	6	Aggressive Team Italia	ITA	Hyundai Elantra N	1:53.369	7	1:53.782	9	1:53.838	8	1:54.005	4	1:54.221	2





**Autodromo Int. do Algarve**  
**TCR Europe**  
**Qualifying - 1**  
**Best 5 Top Speeds**

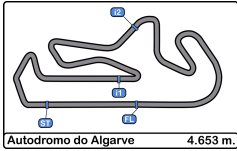


Autodromo do Algarve 4.653 m.

Clas	Nº	Driver	Nat	Cat	Cls	Team	Nat	Vehicle	Top 1		Top 2		Top 3		Top 4		Top 5		Avg	
									Km/h	Lap	Km/h	Lap	Km/h	Lap	Km/h	Lap	Km/h	Lap		
1	34	CORONEL		NLD	D	1	Comtoyout Racing		Audi RS 3 LMS II	244.8	5	241.0	7	240.5	4	240.5	8	240.0	3	241.4
2	179	HUFF		GBR			Audi Sport Team Comtoyout		Audi RS 3 LMS II	243.7	8	243.2	9	242.6	3	241.6	4	240.5	5	242.3
3	23	SMITH		GBR	R	1	Volcano Motorsport		Audi RS 3 LMS II	242.6	8	241.6	9	240.5	4	240.5	5	240.5	7	241.1
4	11	DAVIDOVSKI		MDA	D	2	Comtoyout Racing		Audi RS 3 LMS II	242.1	3	241.0	4	239.4	9	238.4	10	237.8	6	239.7
5	22	PAUWELS		BEL	R	2	Comtoyout Racing		Audi RS 3 LMS II	241.6	4	241.6	5	241.0	8	241.0	9	240.5	3	241.1
6	39	BROWN		GBR	R	3	Volcano Motorsport		Audi RS 3 LMS II	241.6	8	240.0	5	240.0	7	239.4	4	238.9	3	240.0
7	27	FILIPPI		FRA			Comtoyout Racing		Audi RS 3 LMS II	241.0	4	241.0	5	240.0	8	239.4	3	239.4	9	240.2
8	122	VERVISCH		BEL			Audi Sport Team Comtoyout		Audi RS 3 LMS II	240.5	5	240.5	7	240.5	8	240.0	3	240.0	4	240.3
9	71	BARGWANNA		AUS	R	4	Team Clairet Sport – Burson		Peugeot 308	240.0	5	239.4	4	238.9	9	238.4	8	236.3	3	238.6
10	129	GIROLAMI		ARG			ALM Motorsport		Honda Civic Type R	240.0	7	240.0	8	238.9	3	238.4	4	222.6	5	236.0
11	62	BORKOVIĆ		HRV	D	3	Target Competition		Hyundai Elantra N	238.9	8	238.4	9	237.8	4	237.8	5	236.8	7	237.9
12	19	F.FERNÁNDEZ		ESP	D	4	RC2 Racing Team		Audi RS 3 LMS II	238.4	5	238.4	9	237.8	3	237.8	8	236.3	4	237.7
13	112	URRUTIA		URY			Cyan Racing Lynk & Co		Lynk & Co 03 FL	238.4	4	237.8	7	237.3	5	237.3	8	235.8	3	237.3
14	10	ANDERSSON		SWE	R	5	MA:GP		Lynk & Co 03	237.8	5	236.8	4	234.7	3					236.5
15	196	AZCONA		ESP			BRC Hyundai N Squadra Corse		Hyundai Elantra N	237.8	3	237.3	8	234.2	5	233.2	2	231.2	6	234.8
16	111	BJÖRK		SWE			Cyan Racing Lynk & Co		Lynk & Co 03 FL	237.3	4	237.3	7	237.3	8	236.8	5	234.7	3	236.7
17	8	BALDAN		ITA			Aggressive Team Italia		Hyundai Elantra N	236.8	4	235.2	5	234.2	9	233.7	8	232.7	3	234.5
18	168	EHLACHER		FRA			Cyan Racing Lynk & Co		Lynk & Co 03 FL	236.3	5	236.3	8	235.8	4	235.8	7	234.2	3	235.7
19	48	KARLSSON		SWE	D	5	Aggressive Team Italia		Hyundai Elantra N	235.8	3	234.7	4	234.2	2	234.2	9	234.2	10	234.6
20	105	MICHELISZ		HUN			BRC Hyundai N Squadra Corse		Hyundai Elantra N	235.8	5	234.7	3	233.7	8	233.2	6	231.2	2	233.7
21	155	QING HUA		CHN			Cyan Racing Lynk & Co		Lynk & Co 03 FL	235.8	7	234.2	8	233.7	3	233.7	4	172.5	5	222.0





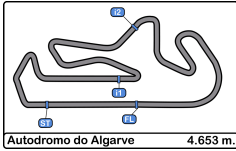


Autodromo Int. do Algarve  
TCR Europe  
Qualifying - 1  
Fastest Laps Sequence



Lap	Time of Day	Session Time	Nº Driver	Nat	Cat	Team	Nat	Vehicle	Time	Km/h
2	9:54:02.358	4:02.358	8 BALDAN			Aggressive Team Italia		Hyundai Elantra N	1:54.582	146.1
2	9:54:02.850	4:02.850	48 KARLSSON		D	Aggressive Team Italia		Hyundai Elantra N	1:54.221	146.6
2	9:54:10.452	4:10.452	105 MICHELISZ			BRC Hyundai N Squadra Corse		Hyundai Elantra N	1:52.444	148.9
2	9:54:12.262	4:12.262	196 AZCONA			BRC Hyundai N Squadra Corse		Hyundai Elantra N	1:52.233	149.2
3	9:57:29.236	7:29.236	129 GIROLAMI			ALM Motorsport		Honda Civic Type R	1:51.615	150.0
3	9:57:37.646	7:37.646	122 VERVISCH			Audi Sport Team Comtoyou		Audi RS 3 LMS II	1:51.595	150.1
3	9:58:00.181	8:00.181	179 HUFF			Audi Sport Team Comtoyou		Audi RS 3 LMS II	1:51.479	150.2
7	10:08:52.116	18:52.116	122 VERVISCH			Audi Sport Team Comtoyou		Audi RS 3 LMS II	1:51.021	150.8





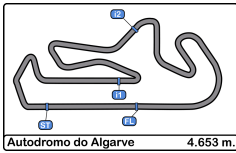
**Autodromo Int. do Algarve**  
**TCR Europe**  
**Qualifying - 1**  
**Event Best Maximum Speed**



Autodromo do Algarve 4.653 m.

Nº	Driver	Nat	Cat	Clas	Team	Nat	Vehicle	Km/h	Session
23	SMITH		R	1	Volcano Motorsport		Audi RS 3 LMS II	250.5	Private test - 1
34	CORONEL		D	1	Comtoyout Racing		Audi RS 3 LMS II	250.5	Private test - 2
39	BROWN		R	2	Volcano Motorsport		Audi RS 3 LMS II	249.4	Private test - 1
27	FILIPPI				Comtoyout Racing		Audi RS 3 LMS II	249.4	Free Practice - 1
179	HUFF				Audi Sport Team Comtoyout		Audi RS 3 LMS II	248.8	Private test - 1
122	VERVISCH				Audi Sport Team Comtoyout		Audi RS 3 LMS II	248.8	Private test - 1
129	GIROLAMI				ALM Motorsport		Honda Civic Type R	248.2	Private test - 2
71	BARGWANNA		R	3	Team Clairet Sport – Burson		Peugeot 308	248.2	Private test - 2
22	PAUWELS		R	4	Comtoyout Racing		Audi RS 3 LMS II	247.7	Private test - 2
19	F.FERNÁNDEZ		D	2	RC2 Racing Team		Audi RS 3 LMS II	247.1	Private test - 1
12	R.FERNÁNDEZ		D	3	RC2 Racing Team		Audi RS 3 LMS II	247.1	Private test - 2
111	BJÖRK				Cyan Racing Lynk & Co		Lynk & Co 03 FL	246.0	Private test - 2
10	ANDERSSON		R	5	MA:GP		Lynk & Co 03	245.4	Private test - 1
41	ORIOLA				RC2 Racing Team		Audi RS 3 LMS II	245.4	Private test - 2
62	BORKOVIĆ		D	4	Target Competition		Hyundai Elantra N	245.4	Private test - 2
11	DAVIDOVSKI		D	5	Comtoyout Racing		Audi RS 3 LMS II	244.8	Private test - 1
168	EHLRACHER				Cyan Racing Lynk & Co		Lynk & Co 03 FL	244.3	Private test - 2
155	QING HUA				Cyan Racing Lynk & Co		Lynk & Co 03 FL	244.3	Private test - 2
8	BALDAN				Aggressive Team Italia		Hyundai Elantra N	244.3	Private test - 2
112	URRUTIA				Cyan Racing Lynk & Co		Lynk & Co 03 FL	244.3	Free Practice - 1
196	AZCONA				BRC Hyundai N Squadra Corse		Hyundai Elantra N	243.2	Private test - 1
48	KARLSSON		D	6	Aggressive Team Italia		Hyundai Elantra N	243.2	Private test - 2
105	MICHELISZ				BRC Hyundai N Squadra Corse		Hyundai Elantra N	243.2	Private test - 2





**Autodromo Int. do Algarve**  
**TCR Europe**  
**Qualifying - 1**  
**Pit Stop Analysis**



**8** Nicola Baldan Hyundai Elantra N  
 Aggressive Team Italia

N°	In Day Time	In Time	Out Time	Pit Time	T. Pit Time	Handicap	Diff.
1	9:59:48.130	9:59:48.130	10:02:08.812	2:20.682	2:20.682		

**10** Viktor Andersson Lynk & Co 03  
 Rookie MA:GP

N°	In Day Time	In Time	Out Time	Pit Time	T. Pit Time	Handicap	Diff.
1	9:52:40.331	9:52:40.331	9:54:59.433	2:19.102	2:19.102		
2	10:02:42.512	10:02:42.512	10:04:27.805	1:45.293	4:04.395		

**11** Viktor Davidovski Audi RS 3 LMS II  
 D Comtoyout Racing

N°	In Day Time	In Time	Out Time	Pit Time	T. Pit Time	Handicap	Diff.
1	9:52:26.614	9:52:26.614	9:54:13.983	1:47.369	1:47.369		
2	9:59:58.794	9:59:58.794	10:01:14.495	1:15.701	3:03.070		

**22** Kobe Pauwels Audi RS 3 LMS II  
 Rookie Comtoyout Racing

N°	In Day Time	In Time	Out Time	Pit Time	T. Pit Time	Handicap	Diff.
1	9:52:30.102	9:52:30.102	9:54:42.043	2:11.941	2:11.941		
2	10:02:28.719	10:02:28.719	10:04:16.564	1:47.845	3:59.786		

**23** Isaac Smith Audi RS 3 LMS II  
 Rookie Volcano Motorsport

N°	In Day Time	In Time	Out Time	Pit Time	T. Pit Time	Handicap	Diff.
1	9:52:56.183	9:52:56.183	9:55:16.291	2:20.108	2:20.108		
2	10:03:02.281	10:03:02.281	10:05:37.485	2:35.204	4:55.312		

**27** John Filippi Audi RS 3 LMS II  
 Comtoyout Racing

N°	In Day Time	In Time	Out Time	Pit Time	T. Pit Time	Handicap	Diff.
1	9:52:27.503	9:52:27.503	9:54:40.830	2:13.327	2:13.327		
2	10:02:22.570	10:02:22.570	10:04:14.677	1:52.107	4:05.434		

**34** Tom Coronel Audi RS 3 LMS II  
 D Comtoyout Racing

N°	In Day Time	In Time	Out Time	Pit Time	T. Pit Time	Handicap	Diff.
1	9:52:28.561	9:52:28.561	9:54:33.508	2:04.947	2:04.947		
2	10:02:30.218	10:02:30.218	10:04:35.708	2:05.490	4:10.437		

**39** Lewis Brown Audi RS 3 LMS II  
 Rookie Volcano Motorsport

N°	In Day Time	In Time	Out Time	Pit Time	T. Pit Time	Handicap	Diff.
1	9:52:57.990	9:52:57.990	9:54:51.240	1:53.250	1:53.250		
2	10:02:37.268	10:02:37.268	10:04:39.631	2:02.363	3:55.613		

**48** Mikael Karlsson Hyundai Elantra N  
 D Aggressive Team Italia

N°	In Day Time	In Time	Out Time	Pit Time	T. Pit Time	Handicap	Diff.
1	9:59:51.112	9:59:51.112	10:02:39.100	2:47.988	2:47.988		

**62** Dušan Borković Hyundai Elantra N  
 D Target Competition

N°	In Day Time	In Time	Out Time	Pit Time	T. Pit Time	Handicap	Diff.
1	9:52:52.241	9:52:52.241	9:54:23.962	1:31.721	1:31.721		
2	10:02:05.362	10:02:05.362	10:04:23.698	2:18.336	3:50.057		

**71** Ben Bargwanna Peugeot 308  
 Rookie Team Clairet Sport – Burson Auto Parts

N°	In Day Time	In Time	Out Time	Pit Time	T. Pit Time	Handicap	Diff.
1	9:52:47.720	9:52:47.720	9:54:18.770	1:31.050	1:31.050		
2	10:03:52.962	10:03:52.962	10:05:12.869	1:19.907	2:50.957		

**105** Norbert Michelisz Hyundai Elantra N  
 BRC Hyundai N Squadra Corse

N°	In Day Time	In Time	Out Time	Pit Time	T. Pit Time	Handicap	Diff.
1	9:56:07.566	9:56:07.566	9:57:45.837	1:38.271	1:38.271		
2	10:03:29.852	10:03:29.852	10:06:49.382	3:19.530	4:57.801		

**111** Thed Björk Lynk & Co 03 FL  
 Cyan Racing Lynk & Co

N°	In Day Time	In Time	Out Time	Pit Time	T. Pit Time	Handicap	Diff.
1	9:52:35.543	9:52:35.543	9:54:09.719	1:34.176	1:34.176		
2	10:01:55.148	10:01:55.148	10:05:21.010	3:25.862	5:00.038		

**112** Santiago Urrutia Lynk & Co 03 FL  
 Cyan Racing Lynk & Co

N°	In Day Time	In Time	Out Time	Pit Time	T. Pit Time	Handicap	Diff.
1	9:52:33.138	9:52:33.138	9:54:15.843	1:42.705	1:42.705		
2	10:01:54.187	10:01:54.187	10:05:25.707	3:31.520	5:14.225		

**122** Frédéric Verwech Audi RS 3 LMS II  
 Audi Sport Team Comtoyout

N°	In Day Time	In Time	Out Time	Pit Time	T. Pit Time	Handicap	Diff.
1	9:52:15.597	9:52:15.597	9:53:53.412	1:37.815	1:37.815		
2	10:01:30.345	10:01:30.345	10:05:05.332	3:34.987	5:12.802		

**129** Néstor Girolami Honda Civic Type R FL5  
 ALM Motorsport

N°	In Day Time	In Time	Out Time	Pit Time	T. Pit Time	Handicap	Diff.
1	9:52:12.993	9:52:12.993	9:53:40.265	1:27.272	1:27.272		
2	10:01:26.313	10:01:26.313	10:05:17.983	3:51.670	5:18.942		

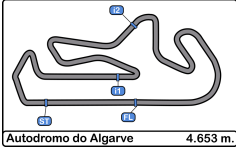
**155** Ma Qing Hua Lynk & Co 03 FL  
 Cyan Racing Lynk & Co

N°	In Day Time	In Time	Out Time	Pit Time	T. Pit Time	Handicap	Diff.
1	9:52:31.981	9:52:31.981	9:53:57.968	1:25.987	1:25.987		
2	10:01:40.591	10:01:40.591	10:05:19.038	3:38.447	5:04.434		

**168** Yann Ehrlacher Lynk & Co 03 FL  
 Cyan Racing Lynk & Co

N°	In Day Time	In Time	Out Time	Pit Time	T. Pit Time	Handicap	Diff.
1	9:52:34.318	9:52:34.318	9:54:56.919	2:22.601	2:22.601		
2	10:02:34.396	10:02:34.396	10:05:31.802	2:57.406	5:20.007		





**Autodromo Int. do Algarve**  
TCR Europe  
Qualifying - 1  
Pit Stop Analysis

Autodromo do Algarve 4.653 m.



**KUMHO TIRE**  
*All-ways. Go with you*

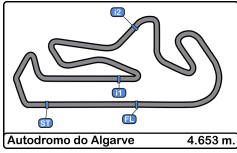
**179** Rob Huff Audi RS 3 LMS II  
Audi Sport Team Comtoyau

Nº	In Day Time	In Time	Out Time	Pit Time	T. Pit Time	Handicap	Diff.
1	9:52:17.804	9:52:17.804	9:54:08.395	1:50.591	1:50.591		
2	10:01:50.488	10:01:50.488	10:03:11.740	1:21.252	3:11.843		

**196** Mikel Azcona Hyundai Elantra N  
BRC Hyundai N Squadra Corse

Nº	In Day Time	In Time	Out Time	Pit Time	T. Pit Time	Handicap	Diff.
1	9:56:09.148	9:56:09.148	9:57:39.420	1:30.272	1:30.272		
2	10:03:24.977	10:03:24.977	10:05:07.032	1:42.055	3:12.327		

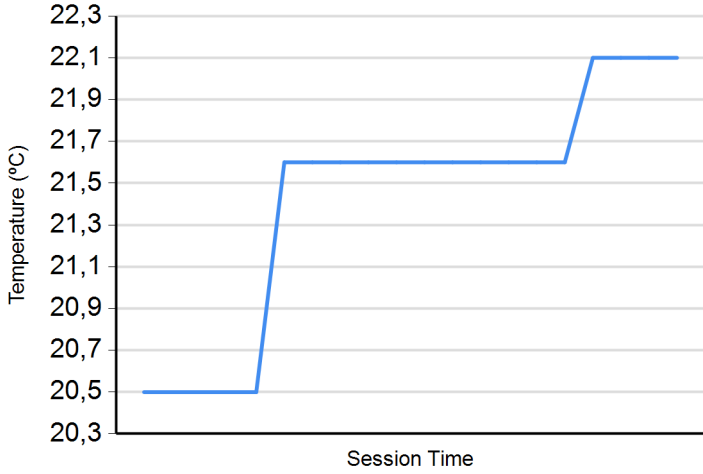




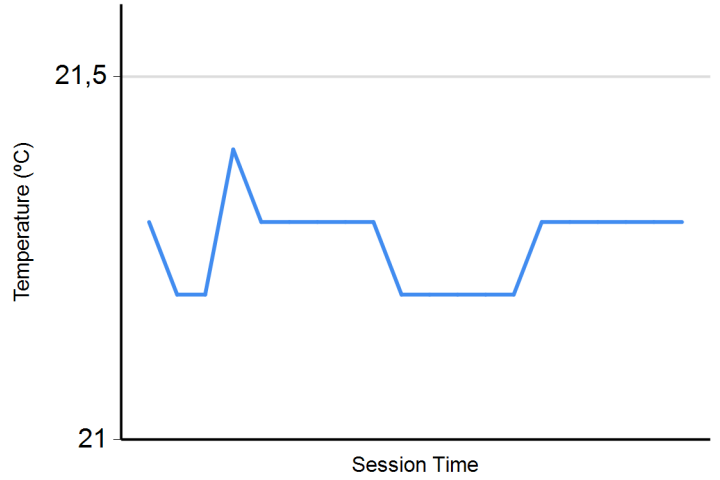
Autodromo Int. do Algarve  
TCR Europe  
Qualifying - 1  
Weather Report



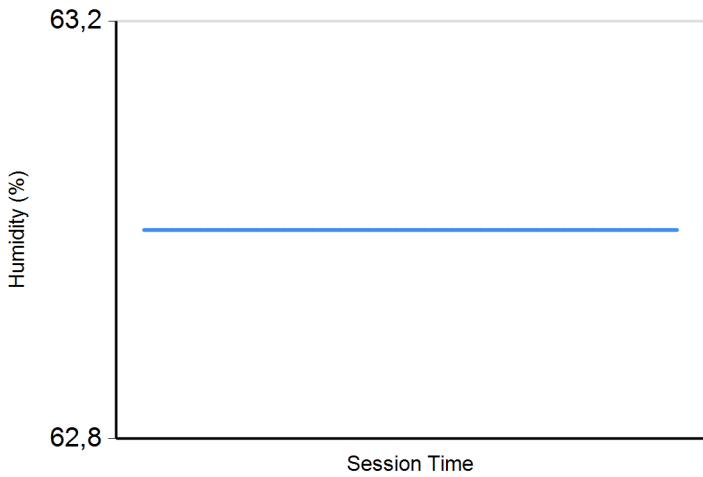
**Air Temperature**



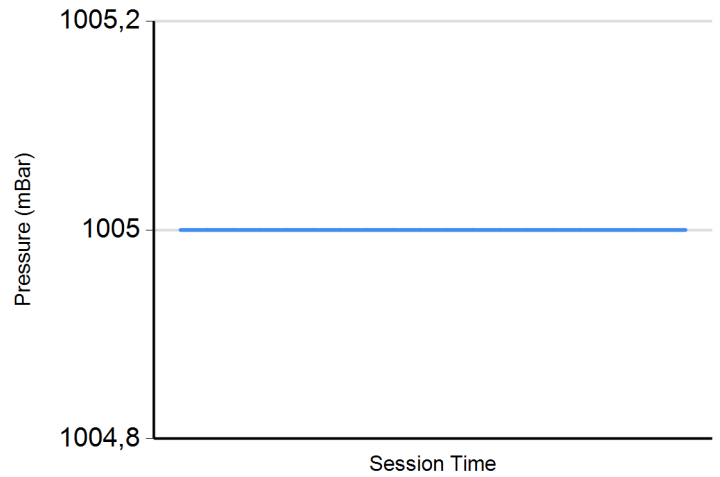
**Track Temperature**



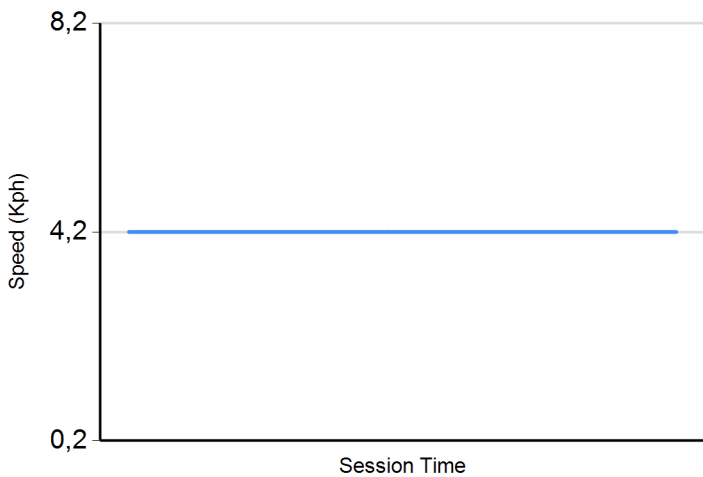
**Humidity**



**Pressure**



**Wind Speed**



**Wind direction**

North = 0°/360° Est = 90° South = 180° West = 270°

