

Vallelunga 4.085 m

ACI Racing Weekend Vallelunga, 10-11 Giugno 2023

TCR Italian Festival - Final Results Race 2

Laps 16 = 65,360 km - Avg 129,150 km/h - Race Time 30'21.884

No.	Driver	Nat	Entrant	Team	Car	Laps	Time	Gap	Rel.	Fastest Lap
1	179 HUFF Rob	GBR	Audi Sport Team Comtoyoyou	Audi Sport Team Comtoyoyou	Audi RS3 LMS TCR	16	30'21.884		7	1'42.459
2	168 EHRLACHER Yann	FRA	Cyan Racing Lynk & Co	Cyan Racing Lynk & Co	Lynk & Co 03 FL TCR	16	30'26.571	4.687	4.687	8 1'42.911
3	122 VERVISCH Frédéric	BEL	Audi Sport Team Comtoyoyou	Audi Sport Team Comtoyoyou	Audi RS3 LMS TCR	16	30'26.982	5.098	0.411	8 1'42.861
4	105 MICHELISZ Norbert	HUN	BRC Hyundai N Squadra CoBRC Hyundai N Squadra Corse	Hyundai Elantra N TCR	Hyundai Elantra N TCR	16	30'28.288	6.404	1.306	3 1'42.666
5	196 AZCONA Mikel	ESP	BRC Hyundai N Squadra CoBRC Hyundai N Squadra Corse	Hyundai Elantra N TCR	Hyundai Elantra N TCR	16	30'28.654	6.770	0.366	9 1'42.432
6	111 BJÖRK Thed	SWE	Cyan Racing Lynk & Co	Cyan Racing Lynk & Co	Lynk & Co 03 FL TCR	16	30'29.879	7.995	1.225	7 1'42.703
7	18 BUTTI Marco	ITA	BRC Hyundai N Squadra CoBRC Hyundai N Squadra Corse	Hyundai Elantra N TCR	Hyundai Elantra N TCR	16	30'31.328	9.444	1.449	9 1'43.011
8P	129 GIROLAMI Néstor	ARG	ALM Motorsport	ALM Motorsport	Honda Civic Type R FL5 T	16	30'39.909	18.025	8.581	13 1'43.242
9	31 CECCON Kevin	ITA	Aggressive Team Italia	Aggressive Team Italia	Hyundai Elantra N TCR	16	30'43.776	21.892	3.867	3 1'43.921
10	77 PUSSIER Sylvain	FRA	SP Compétition	SP Compétition	Cupra Leon Competición T	16	30'44.328	22.444	0.552	3 1'43.496
11	22 PAUWELS Kobe	BEL	Audi Sport Team Comtoyoyou	Audi Sport Team Comtoyoyou	Audi RS3 LMS TCR	16	30'45.987	24.103	1.659	3 1'43.644
12P	76 COMTE Aurélien	FRA	SP Compétition	SP Compétition	Cupra Leon Competición T	16	30'46.575	24.691	0.588	3 1'42.804
13	155 MA Qing Hua	CHN	Cyan Racing Lynk & Co	Cyan Racing Lynk & Co	Lynk & Co 03 FL TCR	16	30'47.292	25.408	0.717	2 1'42.800
14	123 VAHTEL Mattias	EST	ALM Motorsport	ALM Motorsport	Honda Civic Type R FL5 T	16	30'48.195	26.311	0.903	3 1'43.557
15	112 URRUTIA Santiago	URU	Cyan Racing Lynk & Co	Cyan Racing Lynk & Co	Lynk & Co 03 FL TCR	15	31'42.615	1 Lap	1 Lap	3 1'42.961
----- Not Classified -----										
RET	27 FILIPPI John	FRA	Audi Sport Team Comtoyoyou	Audi Sport Team Comtoyoyou	Audi RS3 LMS TCR	3	5'18.180	13 Laps		2 1'42.986

Starting: 16 Classified: 15 Not Classified: 0 Retired: 1 Not Started: 0
 Fastest Lap N. 9 No. 196 Mikel Azcona Time 1'42.432 Avg. 143,568 Km/h

Humidity:	59%	AIR	27°C
Condition:	DRY	Track	51°C

Penalty and Infringment

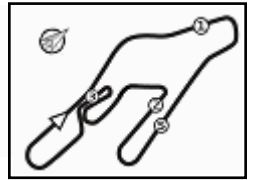
16.04 **129 N. GIROLAMI**
 19.19 **76 A. COMTE**

Time Penalty 5 sec - Jump Start Stewards dec. n.4
 Time Penalty 5 sec. Stewards dec. n.7

Stewards : Francesco Maffezzoni Iacopo Arcangeli Paolo Quaranta
 Start 11/06/2023 16:04 End 16:35

Powered by FICr PERUGIA TIMING





Vallelunga 4.085 m

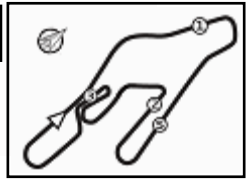
ACI Racing Weekend Vallelunga, 10-11 Giugno 2023

TCR Italian Festival - Lap Chart Race 2

		Lap														
	1	2	3	4	5	6	7	8	9	10	11	12	13	14	15	16
1	155	155	179	179	179	179	179	179	179	179	179	179	179	179	179	179
2	179	179	168	168	168	168	168	168	168	168	168	168	168	168	168	168
3	168	168	27	122	122	122	122	122	122	122	122	122	122	122	122	122
4	27	27	155	111	111	111	111	111	111	196	196	196	196	196	196	105
5	112	112	112	105	105	105	105	105	196	105	105	105	105	105	105	196
6	122	122	122	196	196	196	196	196	105	111	111	111	111	111	111	111
7	196	111	111	76	76	76	18	18	18	18	18	18	18	18	18	18
8	105	105	105	18	18	18	76	76	76	76	76	129	129	129	129	129
9	111	196	196	22	22	22	31	31	31	129	129	76	76	76	76	76
10	18	76	76	31	31	31	77	77	129	31	31	31	31	31	31	31
11	76	18	18	77	77	77	123	129	77	77	77	77	77	77	77	77
12	22	22	22	123	123	123	22	123	123	123	123	123	123	22	22	22
13	31	31	31	155	155	155	129	22	22	22	22	22	22	123	123	155
14	77	77	77	129	129	129	155	155	155	155	155	155	155	155	155	123
15	123	123	123	112	112	112	112	112	112	112	112	112	112	112	112	
16	129	129	129													

Final Result		
1	179 HUFF R.	Laps 16
2	168 EHRLACHER Y.	4.687
3	122 VERVISCH F.	5.098
4	105 MICHELISZ N.	6.404
5	196 AZCONA M.	6.770
6	111 BJÖRK T.	7.995
7	18 BUTTI M.	9.444
8	129 GIROLAMI N. (P)	18.025
9	76 COMTE A.	19.691
10	31 CECCON K.	21.892
11	77 PUSSIER S.	22.444
12	22 PAUWELS K.	24.103
13	155 MA Q.	25.408
14	123 VAHTEL M.	26.311
15	112 URRUTIA S.	1 Lap
RET	27 FILIPPI J.	13 Laps





ACI Racing Weekend Vallelunga, 10-11 Giugno 2023

TCR Italian Festival - Best Sectors & Speed Race 2

RESULTS

1	179 HUFF Rob	Audi RS3 LMS TCR	Laps 16
2	168 EHRLACHER Yann	Lvk & Co 03 FL TCR	4.687
3	122 VERVISCH Frédéric	Audi RS3 LMS TCR	5.098
4	105 MICHELISZ Norbert	Hvundai Elantra N TCR	6.404
5	196 AZCONA Mikel	Hvundai Elantra N TCR	6.770
6	111 BJÖRK Thed	Lvk & Co 03 FL TCR	7.995
7	18 BUTTI Marco	Hvundai Elantra N TCR	9.444
8	129 GIROLAMI Néstor	Honda Civic Type R FL5 TCR	18.025
9	76 COMTE Aurélien	Cupra Leon Competición TCR	19.691
10	31 CECCON Kevin	Hvundai Elantra N TCR	21.892
11	77 PUSSIER Sylvain	Cupra Leon Competición TCR	22.444
12	22 PAUWELS Kobe	Audi RS3 LMS TCR	24.103
13	155 MA Qing Hua	Lvk & Co 03 FL TCR	25.408
14	123 VAHTEL Mattias	Honda Civic Type R FL5 TCR	26.311
15	112 URRUTIA Santiago	Lvk & Co 03 FL TCR	1 Lap
RET	27 FILIPPI John	Audi RS3 LMS TCR	13 Laps

SPEED

1	123 VAHTEL Mattias	Honda Civic Type R FL5 TCR	217,7
2	22 PAUWELS Kobe	Audi RS3 LMS TCR	217,7
3	122 VERVISCH Frédéric	Audi RS3 LMS TCR	216,4
4	129 GIROLAMI Néstor	Honda Civic Type R FL5 TCR	216,0
5	179 HUFF Rob	Audi RS3 LMS TCR	216,0
6	76 COMTE Aurélien	Cupra Leon Competición TCR	215,6
7	111 BJÖRK Thed	Lvk & Co 03 FL TCR	215,1
8	77 PUSSIER Sylvain	Cupra Leon Competición TCR	214,7
9	27 FILIPPI John	Audi RS3 LMS TCR	214,7
10	18 BUTTI Marco	Hyundai Elantra N TCR	214,3
11	155 MA Qing Hua	Lvk & Co 03 FL TCR	214,3
12	196 AZCONA Mikel	Hyundai Elantra N TCR	214,3
13	112 URRUTIA Santiago	Lvk & Co 03 FL TCR	213,9
14	168 EHRLACHER Yann	Lvk & Co 03 FL TCR	213,9
15	31 CECCON Kevin	Hyundai Elantra N TCR	213,4
16	105 MICHELISZ Norbert	Hyundai Elantra N TCR	213,0

SEG. 1

1	122 VERVISCH Frédéric	13.208
2	196 AZCONA Mikel	13.211
3	27 FILIPPI John	13.216
4	22 PAUWELS Kobe	13.216
5	18 BUTTI Marco	13.249
6	179 HUFF Rob	13.251
7	105 MICHELISZ Norbert	13.260
8	111 BJÖRK Thed	13.281
9	112 URRUTIA Santiago	13.352
10	129 GIROLAMI Néstor	13.353
11	123 VAHTEL Mattias	13.366
12	168 EHRLACHER Yann	13.378
13	31 CECCON Kevin	13.446
14	76 COMTE Aurélien	13.491
15	77 PUSSIER Sylvain	13.498
16	155 MA Qing Hua	13.542

SEG. 2

1	196 AZCONA Mikel	35.556
2	105 MICHELISZ Norbert	35.560
3	179 HUFF Rob	35.577
4	76 COMTE Aurélien	35.674
5	18 BUTTI Marco	35.681
6	122 VERVISCH Frédéric	35.709
7	168 EHRLACHER Yann	35.769
8	112 URRUTIA Santiago	35.776
9	111 BJÖRK Thed	35.794
10	27 FILIPPI John	35.833
11	155 MA Qing Hua	35.855
12	123 VAHTEL Mattias	35.885
13	129 GIROLAMI Néstor	35.919
14	22 PAUWELS Kobe	36.029
15	77 PUSSIER Sylvain	36.054
16	31 CECCON Kevin	36.098

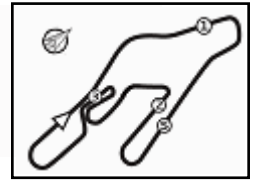
SEG. 3

1	196 AZCONA Mikel	31.056
2	179 HUFF Rob	31.082
3	111 BJÖRK Thed	31.102
4	155 MA Qing Hua	31.111
5	76 COMTE Aurélien	31.183
6	112 URRUTIA Santiago	31.210
7	129 GIROLAMI Néstor	31.223
8	168 EHRLACHER Yann	31.252
9	27 FILIPPI John	31.264
10	105 MICHELISZ Norbert	31.264
11	18 BUTTI Marco	31.300
12	77 PUSSIER Sylvain	31.309
13	122 VERVISCH Frédéric	31.327
14	22 PAUWELS Kobe	31.373
15	31 CECCON Kevin	31.449
16	123 VAHTEL Mattias	31.571

SEG. 4

1	155 MA Qing Hua	22.115
2	179 HUFF Rob	22.205
3	111 BJÖRK Thed	22.246
4	168 EHRLACHER Yann	22.261
5	196 AZCONA Mikel	22.325
6	129 GIROLAMI Néstor	22.348
7	122 VERVISCH Frédéric	22.363
8	112 URRUTIA Santiago	22.365
9	105 MICHELISZ Norbert	22.379
10	77 PUSSIER Sylvain	22.401
11	123 VAHTEL Mattias	22.416
12	27 FILIPPI John	22.442
13	76 COMTE Aurélien	22.456
14	18 BUTTI Marco	22.499
15	31 CECCON Kevin	22.606
16	22 PAUWELS Kobe	22.702





Vallelunga 4.085 m

ACI Racing Weekend Vallelunga, 10-11 Giugno 2023

TCR Italian Festival - Chronological Analysis Race 2

Start at 16:03'37.796

1 / 3

Race Time 30'43.776

18 M. BUTTI (1'43.011)							
Lap	Seg.1	Seg.2	Seg.3	Seg.4	Lap Time	km/h	Local Time
1			32.900	23.138	1'54.420	211,4	16:05'32.216
2	13.399	36.488	31.739	22.924	1'44.550	206,9	16:07'16.766
3	13.267	36.036	31.335	22.551	1'43.189	212,2	16:08'59.955
4	13.340	36.336	31.300	25.131	1'46.107	210,1	16:10'46.062
5	29.695	1'23.532	45.437	36.053	3'14.717	61,2	16:14'00.779
6	27.772	1'07.725	49.749	27.626	2'52.872	98,7	16:16'53.651
7	13.249	36.047	31.433	22.499	1'43.228	214,3	16:18'36.879
8	13.377	35.723	31.341	22.671	1'43.112	213,0	16:20'19.991
9	13.362	35.681	31.336	22.632	1'43.011	212,2	16:22'03.002
10	13.346	36.003	31.536	22.690	1'43.575	211,8	16:23'46.577
11	13.304	35.942	31.628	22.635	1'43.509	212,6	16:25'30.086
12	13.311	35.890	31.606	22.616	1'43.423	212,2	16:27'13.509
13	13.299	35.882	31.613	22.685	1'43.479	211,4	16:28'56.988
14	13.352	36.551	31.665	22.821	1'44.389	210,5	16:30'41.377
15	13.331	36.160	31.563	22.755	1'43.809	210,1	16:32'25.186
16	13.290	36.119	31.701	22.828	1'43.938	210,5	16:34'09.124
					Race Time	30'31.328	

76 A. COMTE (1'42.804)							
Lap	Seg.1	Seg.2	Seg.3	Seg.4	Lap Time	km/h	Local Time
1			32.713	23.329	1'54.632	215,6	16:05'32.428
2	13.857	36.150	31.380	22.604	1'43.991	212,6	16:07'16.419
3	13.491	35.674	31.183	22.456	1'42.804	212,6	16:08'59.223
4	13.557	36.220	31.225	25.126	1'46.128	212,2	16:10'45.351
5	29.614	1'23.138	45.185	36.204	3'14.141	62,9	16:13'59.492
6	27.934	1'07.775	50.442	27.667	2'53.818	91,1	16:16'53.310
7	13.517	35.755	32.786	22.792	1'44.850	214,7	16:18'38.160
8	14.197	36.128	31.468	22.528	1'44.321	209,3	16:20'22.481
9	13.886	36.085	31.527	22.618	1'44.116	210,1	16:22'06.597
10	13.863	36.147	31.599	22.604	1'44.213	209,7	16:23'50.810
11	13.838	36.247	31.811	22.593	1'44.489	209,3	16:25'35.299
12	13.837	36.655	31.804	22.604	1'44.900	210,1	16:27'20.199
13	13.811	36.187	31.837	22.592	1'44.427	209,7	16:29'04.626
14	13.748	36.288	31.908	22.589	1'44.533	209,3	16:30'49.159
15	13.808	36.318	32.175	22.686	1'44.987	209,7	16:32'34.146
16	13.907	36.336	32.161	22.821	1'45.225	208,9	16:34'19.371
					Race Time	30'41.575	

22 K. PAUWELS (1'43.644)							
Lap	Seg.1	Seg.2	Seg.3	Seg.4	Lap Time	km/h	Local Time
1			33.214	23.099	1'54.940	213,0	16:05'32.736
2	13.590	36.527	31.373	22.832	1'44.322	215,1	16:07'17.058
3	13.353	36.165	31.424	22.702	1'43.644	214,7	16:09'00.702
4	13.239	36.420	31.437	25.746	1'46.842	213,9	16:10'47.544
5	29.314	1'23.580	45.324	37.060	3'15.278	65,8	16:14'02.822
6	26.884	1'08.081	48.975	27.079	2'51.019	99,9	16:16'53.841
7	13.402	36.029	33.234	23.609	1'46.274	217,7	16:18'40.115
8	13.525	36.794	32.462	22.742	1'45.523	216,4	16:20'25.638
9	13.249	36.159	31.894	22.796	1'44.098	216,9	16:22'09.736
10	13.356	36.473	32.030	22.883	1'44.742	216,9	16:23'54.478
11	13.362	36.435	32.244	22.903	1'44.944	216,0	16:25'39.422
12	13.388	36.314	32.682	22.928	1'45.312	216,0	16:27'24.734
13	13.216	36.250	32.085	23.036	1'44.587	216,0	16:29'09.321
14	13.294	36.273	32.081	23.347	1'44.995	216,0	16:30'54.316
15	13.315	36.391	32.372	23.028	1'45.106	215,1	16:32'39.422
16	13.396	36.102	31.932	22.931	1'44.361	216,0	16:34'23.783
					Race Time	30'45.987	

77 S. PUSSIER (1'43.496)							
Lap	Seg.1	Seg.2	Seg.3	Seg.4	Lap Time	km/h	Local Time
1			31.822	23.102	1'55.434	211,4	16:05'33.230
2	15.640	36.448	31.434	22.518	1'46.040	210,5	16:07'19.270
3	13.670	36.116	31.309	22.401	1'43.496	211,4	16:09'02.766
4	13.614	36.973	31.687	26.360	1'48.634	208,5	16:10'51.400
5	27.975	1'23.295	46.174	36.728	3'14.172	63,6	16:14'05.572
6	26.004	1'08.042	48.003	26.909	2'48.958	95,2	16:16'54.530
7	13.706	36.054	31.807	23.103	1'44.670	213,4	16:18'39.200
8	13.984	36.282	31.784	22.675	1'44.725	214,7	16:20'23.925
9	13.639	36.212	32.395	22.811	1'45.057	214,7	16:22'08.982
10	13.498	36.137	31.864	22.732	1'44.231	213,9	16:23'53.213
11	13.648	36.106	31.827	22.893	1'44.474	212,6	16:25'37.687
12	13.724	36.157	31.905	22.899	1'44.685	213,0	16:27'22.372
13	13.557	36.296	32.100	22.955	1'44.908	213,0	16:29'07.280
14	13.694	36.314	31.856	22.964	1'44.828	211,8	16:30'52.108
15	13.689	36.410	32.033	23.022	1'45.154	212,2	16:32'37.262
16	13.558	36.585	31.839	22.880	1'44.862	212,6	16:34'22.124
					Race Time	30'44.328	

27 J. FILIPPI (1'42.986)							
Lap	Seg.1	Seg.2	Seg.3	Seg.4	Lap Time	km/h	Local Time
1			32.454	22.442	1'52.195	208,9	16:05'29.991
2	13.291	35.833	31.336	22.526	1'42.986	214,3	16:07'12.977
3	13.216	35.844	31.264	22.675	1'42.999	214,7	16:08'55.976
					Race Time	5'18.180	

105 N. MICHELISZ (1'42.666)							
Lap	Seg.1	Seg.2	Seg.3	Seg.4	Lap Time	km/h	Local Time
1			32.158	23.144	1'53.386	208,9	16:05'31.182
2	13.542	36.648	31.299	22.398	1'43.887	209,3	16:07'15.069
3	13.289	35.560	31.402	22.415	1'42.666	211,8	16:08'57.735
4	13.269	36.757	31.431	24.140	1'45.597	212,6	16:10'43.332
5	29.227	1'22.657	46.115	35.022	3'13.021	62,9	16:13'56.353
6	28.625	1'08.181	51.336	28.014	2'56.156	84,6	16:16'52.509
7	13.418	35.729	31.264	22.379	1'42.790	211,8	16:18'35.299
8	13.339	35.772	31.325	22.593	1'43.029	212,2	16:20'18.328
9	13.769	35.842	31.322	22.431	1'43.364	213,0	16:22'01.692
10	13.275	35.731	31.853	22.730	1'43.589	212,6	16:23'45.281
11	13.285	35.959	31.419	22.513	1'43.176	210,9	16:25'28.457
12	13.287	35.905	31.364	22.589	1'43.145	210,9	16:27'11.602
13	13.304	36.015	31.469	22.747	1'43.535	210,5	16:28'55.137
14	13.286	36.043	31.593	22.709	1'43.631	210,9	16:30'38.768
15	13.260	36.101	31.617	22.668	1'43.646	211,4	16:32'22.414
16	13.281	36.014	31.646	22.729	1'43.670	211,4	16:34'06.084
					Race Time	30'28.288	

31 K. CECCON (1'43.921)							
Lap	Seg.1	Seg.2	Seg.3	Seg.4	Lap Time	km/h	Local Time
1			31.861	23.492	1'55.361	210,5	16:05'33.157
2	13.941	36.416	31.635	22.606	1'44.598	209,7	16:07'17.755
3	13.527	36.267	31.475	22.652	1'43.921	210,9	16:09'01.676
4	13.517	36.549	31.449	26.517	1'48.032	209,7	16:10'49.708
5	27.966	1'23.592	46.056	36.982	3'14.596	65,0	16:14'04.304
6	25.950	1'08.455	48.357	27.118	2'49.880	109,0	16:16'54.184
7	13.568	36.098	31.880	22.944	1'44.490	211,4	16:18'38.674
8	14.033	36.349	31.644	22.703	1'44.729	211,8	16:20'23.403
9	13.570	36.621	31.727	22.743	1'44.661	212,2	16:22'08.064
10	13.517	36.602	31.714	22.774	1'44.607	213,4	16:23'52.671
11	13.475	36.398	31.937	22.918	1'44.728	211,4	16:25'37.399
12	13.463	36.288	31.783	22.909	1'44.443	211,4	16:27'21.842
13	13.464	36.533	31.958	22.801	1'44.756	210,9	16:29'06.598
14	13.446	36.576	31.880	23.024	1'44.926	211,8	16:30'51.524
15	13.522	36.703	32.014	22.991	1'45.230	209,7	16:32'36.754
16	13.466	36.463	31.966	22.923	1'44.818	210,5	16:34'21.572

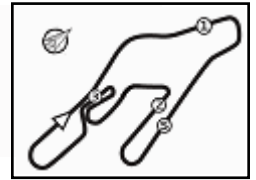
111 T. BJÖRK (1'42.703)							
Lap	Seg.1	Seg.2	Seg.3	Seg.4	Lap Time	km/h	Local Time
1			32.571	22.694	1'53.585	207,7	16:05'31.381
2	13.544	36.023	31.114	22.246	1'42.927	212,2	16:07'14.308

11/06/2023

P = Pits In/Out - C = Lap Time Cancelled

Powered by FICr PERUGIA TIMING





ACI Racing Weekend Vallelunga, 10-11 Giugno 2023
TCR Italian Festival - Chronological Analysis Race 2

Vallelunga 4.085 m

Start at 16:03'37.796

2 / 3

3	13.282	35.889	31.360	22.456	1'42.987	213,9	16:08'57.295	10	13.632	36.238	32.032	22.747	1'44.649	216,9	16:23'53.969
4	13.418	36.745	31.298	24.073	1'45.534	215,1	16:10'42.829	11	13.668	36.295	32.128	22.833	1'44.924	216,0	16:25'38.893
5	28.706	1'22.718	46.318	34.841	3'12.583	65,1	16:13'55.412	12	13.470	36.556	32.485	22.684	1'45.195	215,6	16:27'24.088
6	28.938	1'07.980	51.563	28.201	2'56.682	65,3	16:16'52.094	13	13.405	36.286	32.139	22.763	1'44.593	215,6	16:29'08.681
7	13.354	35.839	31.102	22.408	1'42.703	213,9	16:18'34.797	14	13.422	36.423	32.438	23.631	1'45.914	215,1	16:30'54.595
8	13.317	35.794	31.274	22.430	1'42.815	215,1	16:20'17.612	15	13.366	36.577	32.496	22.858	1'45.297	213,9	16:32'39.892
9	13.295	35.837	31.342	22.496	1'42.970	214,3	16:22'00.582	16	13.507	36.776	33.002	22.814	1'46.099	216,0	16:34'25.991
10	13.281	36.316	31.892	23.513	1'45.002	214,7	16:23'45.584								Race Time 30'48.195
11	13.337	36.175	31.481	22.543	1'43.536	214,7	16:25'29.120								
12	13.295	36.139	31.528	22.539	1'43.501	213,4	16:27'12.621								
13	13.339	36.124	31.581	22.553	1'43.597	212,6	16:28'56.218								
14	13.309	36.227	31.620	22.605	1'43.761	213,0	16:30'39.979								
15	13.307	36.193	31.671	22.603	1'43.774	212,6	16:32'23.753								
16	13.299	36.321	31.707	22.595	1'43.922	213,0	16:34'07.675								

Race Time 30'29.879

112 S. URRUTIA (1'42.961)

Lap	Seg.1	Seg.2	Seg.3	Seg.4	Lap Time	km/h	Local Time
1			32.551	22.528	1'52.489	213,9	16:05'30.285
2	13.389	36.052	31.210	22.365	1'43.016	210,9	16:07'13.301
3	13.352	35.776	31.251	22.582	1'42.961	213,4	16:08'56.262
4	13.724	51.956	43.540	5'10.336	6'59.556P	167,2	16:15'55.818
5	21.857	36.467	31.352	22.630	1'52.306P	212,2	16:17'48.124
6	13.996	36.251	31.750	22.732	1'44.729	212,6	16:19'32.853
7	14.196	36.652	31.863	23.142	1'45.853	212,2	16:21'18.706
8	14.403	36.817	31.925	22.770	1'45.915	212,2	16:23'04.621
9	14.370	36.675	31.703	22.558	1'45.306	212,2	16:24'49.927
10	14.048	36.712	31.746	22.650	1'45.156	211,8	16:26'35.083
11	14.053	36.506	31.802	22.694	1'45.055	212,2	16:28'20.138
12	14.037	36.346	31.960	22.609	1'44.952	212,6	16:30'05.090
13	14.118	36.663	31.950	22.824	1'45.555	210,9	16:31'50.645
14	14.004	36.579	31.739	22.687	1'45.009	210,9	16:33'35.654
15	13.995	36.454	31.747	22.561	1'44.757	212,2	16:35'20.411

Race Time 31'42.615

122 F. VERVISCH (1'42.861)

Lap	Seg.1	Seg.2	Seg.3	Seg.4	Lap Time	km/h	Local Time
1			32.193	23.011	1'52.986	216,0	16:05'30.782
2	13.255	36.046	31.394	22.459	1'43.154	213,4	16:07'13.936
3	13.249	35.712	31.500	22.411	1'42.872	214,7	16:08'56.808
4	13.297	37.005	31.327	22.915	1'44.544	211,8	16:10'41.352
5	28.851	1'23.065	46.276	34.947	3'13.139	68,8	16:13'54.491
6	28.225	1'08.390	51.390	28.294	2'56.299	91,1	16:16'50.790
7	13.338	36.207	31.522	22.363	1'43.430	216,4	16:18'34.220
8	13.341	35.717	31.409	22.394	1'42.861	214,3	16:20'17.081
9	13.240	35.709	31.411	22.585	1'42.945	216,0	16:22'00.026
10	13.230	35.833	31.610	22.573	1'43.246	215,6	16:23'43.272
11	13.208	36.079	31.644	22.598	1'43.529	213,4	16:25'26.801
12	13.238	35.996	31.545	22.528	1'43.307	215,6	16:27'10.108
13	13.223	36.096	31.801	22.617	1'43.737	213,9	16:28'53.845
14	13.225	36.093	31.686	22.612	1'43.616	213,9	16:30'37.461
15	13.240	36.074	31.636	22.642	1'43.592	214,7	16:32'21.053
16	13.279	36.081	31.668	22.697	1'43.725	214,3	16:34'04.778

Race Time 30'26.982

123 M. VAHTEL (1'43.557)

Lap	Seg.1	Seg.2	Seg.3	Seg.4	Lap Time	km/h	Local Time
1			31.822	22.854	2'06.633	212,6	16:05'44.429
2	13.712	35.885	31.690	22.428	1'43.715	213,4	16:07'28.144
3	13.660	35.910	31.571	22.416	1'43.557	214,7	16:09'11.701
4	13.629	36.550	32.642	24.700	1'47.521	212,6	16:10'59.222
5	24.124	1'21.471	45.963	36.136	3'07.694	61,2	16:14'06.916
6	26.274	1'07.569	47.396	26.845	2'48.084	96,3	16:16'55.000
7	13.712	36.105	31.830	22.871	1'44.518	217,7	16:18'39.518
8	13.917	36.566	32.436	22.617	1'45.536	215,6	16:20'25.054
9	13.385	36.178	31.957	22.746	1'44.266	216,4	16:22'09.320

129 N. GIROLAMI (1'43.242)

Lap	Seg.1	Seg.2	Seg.3	Seg.4	Lap Time	km/h	Local Time
1			32.130	1'10.891	2'54.382P	193,2	16:06'32.178
2	24.068	36.910	31.813	22.838	1'55.629P	209,3	16:08'27.807
3	14.208	36.623	33.251	22.962	1'47.044	209,3	16:10'14.851
4	15.299	38.137	32.540	1'02.134	2'28.110P	207,7	16:12'42.961
5	21.652	35.975	31.223	22.455	1'51.305P	212,2	16:14'34.266
6	13.828	54.497	46.396	26.764	2'21.485	93,8	16:16'55.751
7	13.490	35.943	31.930	23.145	1'44.508	216,0	16:18'40.259
8	13.593	36.259	31.567	22.592	1'44.011	211,8	16:20'24.270
9	13.501	36.249	31.967	22.429	1'44.146	214,3	16:22'08.416
10	13.398	35.933	31.698	22.367	1'43.396	214,3	16:23'51.812
11	13.353	36.098	31.788	22.639	1'43.878	213,0	16:25'35.690
12	13.560	36.051	31.484	22.380	1'43.475	211,8	16:27'19.165
13	13.478	35.924	31.492	22.348	1'43.242	211,4	16:29'02.407
14	13.386	35.934	31.510	22.431	1'43.261	212,2	16:30'45.668
15	13.379	35.986	31.570	22.503	1'43.438	211,8	16:32'29.106
16	13.497	35.919	31.658	22.525	1'43.599	211,4	16:34'12.705

Race Time 30'34.909 + 5.000Pen

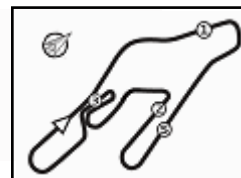
155 Q. MA (1'42.800)

Lap	Seg.1	Seg.2	Seg.3	Seg.4	Lap Time	km/h	Local Time
1			31.111	22.115	1'49.967	209,3	16:05'27.763
2	13.553	35.855	31.201	22.191	1'42.800	209,3	16:07'10.563
3	13.542	36.061	31.672	24.155	1'45.430	210,9	16:08'55.993
4	14.003	1'07.314	34.153	22.743	2'18.213	190,8	16:11'14.206
5	14.119	1'17.718	45.344	36.419	2'53.600	68,2	16:14'07.806
6	25.973	1'07.550	47.141	26.908	2'47.572	91,8	16:16'55.378
7	13.564	36.543	31.980	23.081	1'45.168	214,3	16:18'40.546
8	13.682	36.582	32.282	22.993	1'45.539	213,9	16:20'26.085
9	13.585	36.062	31.572	22.759	1'43.978	212,2	16:22'10.063
10	13.586	36.248	31.977	22.938	1'44.749	212,6	16:23'54.812
11	13.611	36.240	32.161	22.979	1'44.991	211,8	16:25'39.803
12	13.706	36.153	32.479	22.907	1'45.245	210,9	16:27'25.048
13	13.751	36.244	31.921	22.732	1'44.648	210,5	16:29'09.696
14	13.554	36.309	31.846	23.471	1'45.180	210,9	16:30'54.876
15	13.909	36.356	32.166	22.944	1'45.375	210,5	16:32'40.251
16	13.652	36.388	32.117	22.680	1'44.837	211,4	16:34'25.088

Race Time 30'47.292

168 Y. EHLACHER (1'42.911)

Lap	Seg.1	Seg.2	Seg.3	Seg.4	Lap Time	km/h	Local Time
1			32.196	22.341	1'51.487	204,2	16:05'29.283
2	13.378	35.918	31.367	22.261	1'42.924	209,3	16:07'12.207
3	13.390	35.769	31.308	22.910	1'43.377	211,4	16:08'55.584
4	13.524	35.964	31.461	23.693	1'44.642	211,4	16:10'40.226
5	29.065	1'22.849	46.464	34.865	3'13.243	69,6	16:13'53.469
6	28.529	1'07.889	52.021	28.539	2'56.978	96,0	16:16'50.447
7	13.465	35.928	31.264	22.374	1'43.031	213,9	16:18'33.478
8	13.532	35.851	31.252	22.276	1'42.911	212,6	16:20'16.389
9	13.400	35.843	31.330	22.508	1'43.081	213,0	16:21'59.470
10	13.444	35.884	31.440	22.501	1'43.269	213,0	16:23'42.739
11	13.435	36.095	31.485	22.524	1'43.539	211,8	16:25'26.278
12	13.423	35.933	31.437	22.455	1'43.248	211,8	16:27'09.526
13	13.437	36.077	31.663	22.615	1'43.792	210,5	16:28'53.318
14	13.432	36.021	31.576	22.549	1'43.578	210,9	16:30'36.896
15	13.396	36.087	31.518	22.596			



Vallelunga 4.085 m

3 / 3

ACI Racing Weekend Vallelunga, 10-11 Giugno 2023

TCR Italian Festival - Chronological Analysis Race 2

Start at 16:03'37.796

16	13.418	36.128	31.646	22.682	1'43.874	210,5	16:34'04.367
Race Time 30'26.571							

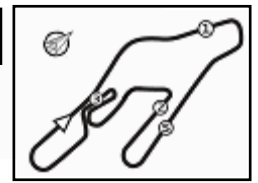
179 R. HUFF (1'42.459)

Lap	Seg.1	Seg.2	Seg.3	Seg.4	Lap Time	km/h	Local Time
1			31.648	22.205	1'50.764	215,1	16:05'28.560
2	13.270	35.704	31.312	22.309	1'42.595	213,9	16:07'11.155
3	13.251	35.890	31.674	23.258	1'44.073	215,6	16:08'55.228
4	13.375	35.577	31.195	23.409	1'43.556	215,1	16:10'38.784
5	29.819	1'22.392	46.820	34.818	3'13.849	70,8	16:13'52.633
6	28.691	1'07.207	52.502	28.830	2'57.230	101,0	16:16'49.863
7	13.413	35.634	31.082	22.330	1'42.459	215,6	16:18'32.322
8	13.415	35.737	31.132	22.451	1'42.735	215,6	16:20'15.057
9	13.378	35.597	31.184	22.443	1'42.602	215,6	16:21'57.659
10	13.408	35.751	31.151	22.488	1'42.798	215,1	16:23'40.457
11	13.344	35.836	31.267	22.483	1'42.930	215,6	16:25'23.387
12	13.411	35.799	31.329	22.503	1'43.042	216,0	16:27'06.429
13	13.434	35.894	31.392	22.526	1'43.246	214,7	16:28'49.675
14	13.375	35.855	31.505	22.528	1'43.263	215,1	16:30'32.938
15	13.380	35.864	31.557	22.478	1'43.279	215,1	16:32'16.217
16	13.355	35.923	31.557	22.628	1'43.463	215,1	16:33'59.680
Race Time 30'21.884							

196 M. AZCONA (1'42.432)

Lap	Seg.1	Seg.2	Seg.3	Seg.4	Lap Time	km/h	Local Time
1			32.765	22.896	1'53.354	207,3	16:05'31.150
2	13.592	36.914	31.446	22.368	1'44.320	208,1	16:07'15.470
3	13.288	35.567	31.244	22.431	1'42.530	211,8	16:08'58.000
4	13.278	36.756	31.445	24.828	1'46.307	210,9	16:10'44.307
5	29.913	1'22.731	45.281	35.780	3'13.705	60,4	16:13'58.012
6	28.411	1'07.506	51.181	27.923	2'55.021	86,3	16:16'53.033
7	13.410	36.124	31.056	22.325	1'42.915	212,6	16:18'35.948
8	13.382	35.556	31.165	22.461	1'42.564	213,0	16:20'18.512
9	13.309	35.600	31.124	22.399	1'42.432	213,4	16:22'00.944
10	13.292	35.974	31.803	22.857	1'43.926	214,3	16:23'44.870
11	13.346	35.697	31.195	22.414	1'42.652	211,4	16:25'27.522
12	13.260	35.648	31.416	22.775	1'43.099	213,0	16:27'10.621
13	13.290	35.967	31.545	22.791	1'43.593	211,4	16:28'54.214
14	13.281	35.925	31.601	22.910	1'43.717	212,2	16:30'37.931
15	13.235	36.002	31.633	22.686	1'43.556	213,0	16:32'21.487
16	13.211	36.075	31.610	24.067	1'44.963	212,2	16:34'06.450
Race Time 30'28.654							





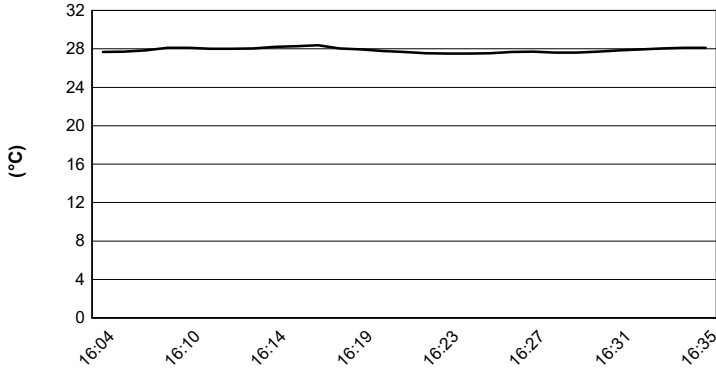
Vallelunga 4.085 m

ACI Racing Weekend Vallelunga, 10-11 Giugno 2023

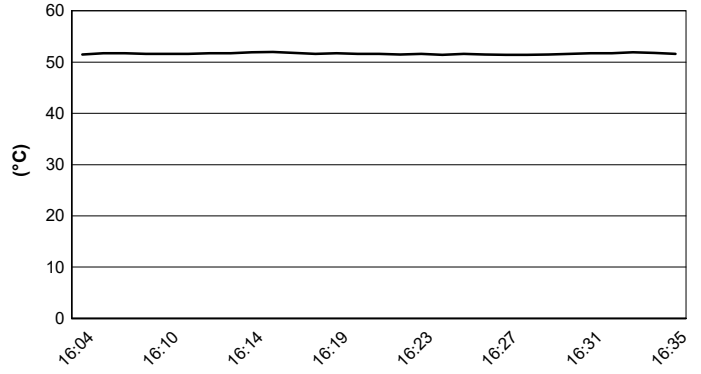
TCR Italian Festival - Weather Report Race 2

Session started 16:04 - Session ended 16:35

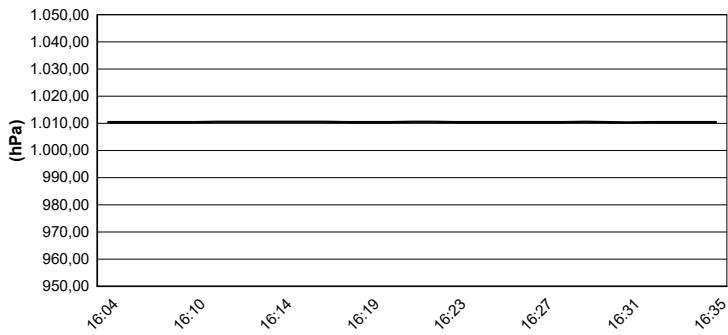
Air Temperature



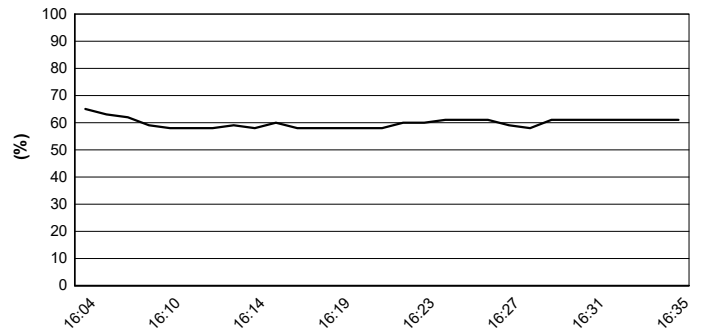
Track Temperature



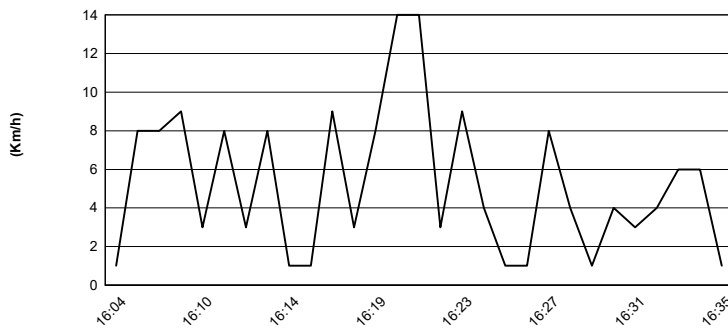
Air Pressure



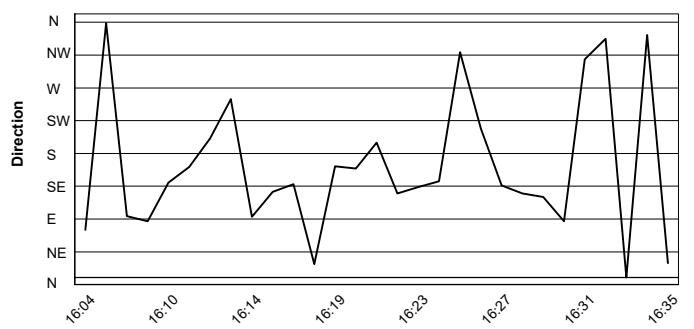
Humidity



Wind Speed

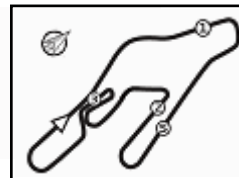


Wind Direction



11/06/2023





Vallelunga 4.085 m

ACI Racing Weekend Vallelunga, 10-11 Giugno 2023
TCR Italian Festival - Starting Grid - Race 2 (14 Laps x 4,085 km = 57,190 km)

8	77	PUSSIER S. SP Compétition	Cupra 1'42.205	31	CECCON K. Aggressive Team Italia	Hyundai 1'41.808
7	18	BUTTI M. BRC Hyundai N Squadra Corse	Hyundai 1'41.358	123	VAHTEL M. ALM Motorsport	Honda 1'41.851
6	22	PAUWELS K. Audi Sport Team Comtoyoy	Audi 1'41.257	76	COMTE A. SP Compétition	Cupra 1'41.621
5	196	AZCONA M. BRC Hyundai N Squadra Corse	Hyundai 1'40.366	105	MICHELISZ N. BRC Hyundai N Squadra Corse	Hyundai 1'40.351
4	122	VERVISCH F. Audi Sport Team Comtoyoy	Audi 1'40.516	111	BJÖRK T. Cyan Racing Lynk & Co	Lynk&co 1'40.505
3	179	HUFF R. Audi Sport Team Comtoyoy	Audi 1'40.817	112	URRUTIA S. Cyan Racing Lynk & Co	Lynk&co 1'40.540
2	129	GIROLAMI N. ALM Motorsport	Honda 1'40.818	168	EHRLACHER Y. Cyan Racing Lynk & Co	Lynk&co 1'40.924
1	155	MA Q. Cyan Racing Lynk & Co	Lynk&co 1'41.194	27	FILIPPI J. Audi Sport Team Comtoyoy	Audi 1'40.881

The Driver n. 31 (Ceccon K.) will start from the back of the grid for Stewards decision n.3

11/06/2023 Stewards :

Francesco Maffezzoni

Iacopo Arcangeli

Paolo Quaranta



Powered by FICr PERUGIA TIMING

